



Florida Canary Fanciers, Inc.

29th Annual Canary Show

Saturday, December 7th, 2024

Colorbred Canaries



Type Canaries



Joining us and sponsoring the finches and

Softbill Division

The

First Coast Finch and Softbill Society

Show Venue

Krull—Smith Nursery

2800 W Ponkan Rd.


Apopka, Fl 32712

(krullsmith.com)



<https://www.floridacanaryfanciers.club>

BEST WISHES for a **SUCCESSFUL SHOW!**



Be sure to look for
our

Finch Family Logo
on every page at
Ladygouldian.com

to insure that you
are ordering from

Laraine's

ONLY website!

Offering the finest supplements, medications and cage accessories

- Dr. Rob Marshall Health Programmes
- Morning Bird – Bird Care Products
 - Superior Customer Service
 - Best Pricing on the Internet
- **And Introducing to the USA –**

PERLE MORBIDE

Be sure to use Coupon Code MINUS10 when ordering
The Florida Canary Fanciers Club and receive a 10% discount

Laraine McGinnis ~ 770-939-4531



Laraine's
ladygouldian.com
defying the myth of fragile gouldians



Welcome ALL to the Florida Canary Fanciers 2024 Colorbred, Type Canary & Finch Show

Florida Canary Fanciers, Inc., 2024 Officers & Managers

President	Lorelle Smith
Vice President	Mike Corbeil
Secretary	Linda Schwambach
Treasurer	Lorelle Smith
Asst. Treasurer	Sandy Gonzalo Perez
Director	Ruth Ann Stearns
Director	Julio Masferrer
Director	Dino Potestad
Show Manager	Mike Corbeil
Membership/Band Mgr.	Dino Potestad
Newsletter Editor	Brenda Varhola
Webmaster	Barbara Rosario

The FCF Club Officers and Managers are pleased to have you at the show, and we have worked diligently throughout the year to bring it to you. It has been quite a year, with Covid –19 still overshadowing all events and making things especially challenging. Though even through masks in some cases we are smiling and hoping you feel welcome and enjoy the time we will share.

We sincerely thank the corporate sponsors. The Finch Connection, Higgins Premium Pet Foods, and Laraine's Lady Gouldian., for their support of our show. Their ads are placed in this catalogue, and we highly recommend that you visit their businesses, either online or in person, and try their excellent products.

We also appreciate the sponsorship, support and involvement of individuals and clubs, whether financially, through donations of items, or the gift of precious time and talent.

Your interest and dedication to this hobby is essential to keeping it alive and preserving the many varieties of canary that we see listed in this catalogue.

We wish everyone "Good Luck", as you watch excellent birds being judges, catch up with old friends and ,meet new ones.



Welcome!

Show Itinerary

Friday, December 6th, 2024

9am–4pm : Show loads in and sets up

4pm—6pm: Check in of birds begins

7pm: All activities in room stop and lights out for the birds

7pm: All complete

Saturday, December 7th, 2024

6am: Show room opens

6am-8am: Birds continue to be checked in and classed

8am: Judges walk birds and verify classing

8:30am: Judging begins at all benches

12:00 noon: Break for Lunch

1pm: Judging Resumes

4pm: Best in show judging commences

5pm: Awards

6pm: Show complete—load out begins

***Please be respectful during all judging. Limit talking so as to not overshadow the judges comments to the exhibitors. No one should attempt to or be behind at the holding tables removing or readying birds for removal while any judging is being performed. Please be respectful to those who still are having their birds judged. During show judging only stewards are allowed behind show benches in the holding areas.

Florida Canary Fanciers, Inc.

Show Rules

- 1- All canaries must be banded with closed banded to be accepted for competition.
- 2- All birds, to be eligible for awards, must be bred and banded by the exhibitor who enters them into the show. Anyone wishing to show any bird, they did not breed or band, is welcome to exhibit said bird but this bird will not be eligible for any award.
- 3- The entry fee will be \$4.00 per bird. There is no limit to the number of entries an exhibitor may enter.
- 4- Each exhibitor must complete one or more entry sheets (as many as needed) per division in which his/her birds will be competing. Do not list birds from more than one division on the same entry form. The divisions to be judged are Type, Colorbred Lipochrome, Colorbred Melanin, Colorbred New Color Melanin and if showing Finch and Softbill.
- 5- A Novice is an exhibitor showing his/her birds for the first year. When a novice enters the competition, he/she should mark their registration form and show cage tag with a big "N" to indicate their Novice status. Special awards will recognize the top Novice in Type, Colorbred and Finch and Softbill divisions.
- 6- Entries for the show should be checked in at the "registration desk", and must be positioned within the holding area no later than 8am on the day of the show.
- 7- All birds must be checked in by the show management team. After birds are checked in, they are under the care of the show management team, Birds will not be handled by anyone other than those given the authority to do so by the Show Manager. Birds in competition will be released to their owners by the stewards at the completion of the show. If any exhibitor must leave the show early for any reason, they should contact the show management team on duty in his/her division ahead of time to allow the stewards and show management team to assist.
- 8- Only stewards shall have access to the staging area once a bird is checked in for competition. Exhibitors must make show stewards aware if they need access to their personal entries.
- 9- The public will have a viewing area available to them for the purpose of watching the competition. Otherwise, non exhibitors shall not have access to any birds in the competition. Visitors and guests are welcome to visit the venders selling at the show at any time.
- 10- Exhibitors are responsible for consulting the show catalogue to be certain that the show cage tags for their entries have the proper division, section and class information. The show management team accepts no responsibility for an inaccuracy that may exist. Birds will be entered in the class and section number indicated on the show tag and registration form by the owner/exhibitor. If help is needed in completing this task, see the division manager or show manager for your specific bird for assistance. Judges can preview the classifications prior to judging to ensure that the correct classifications have been made by the entrants. The judge will have the final say on acceptance, qualification or disqualification of any bird entered within the wrong division, section and class.

FCF Bird Show Rules Continued

11– Neither Florida Canary Fanciers, Inc. nor any of its officers, managers, or members will be responsible for any accident of any exhibitor, or any loss of or damage to their property.

12– FCF reserves the right to reject any bird entry, exhibitor, vender, or seller. All birds must be healthy and in a sanitary environment to be accepted in the show or in the sales area. Where questions exist, the show manager shall have the final say on acceptance or refusal for participation in the competition.

13– FCF advocates for the use of regulation show cages. Each cage should comply with the standard for the species/breed and be in a sanitary condition overall. The owner of each bird in the show is responsible for providing food and water for their entries.

14– Tampering with show cages or show tags on any cages is prohibited. Anyone found to be doing so may have ALL his/her entries disqualified. The exception to the rule is the Show Manager, who may examine tags as deemed necessary and at their sole discretion.

15– Exhibited birds found altered, dyed, or tinted are prohibited. Anyone found to be doing so will be immediately disqualified, and evicted from the show and banned from exhibiting in any future FCF shows for as long as FCF deems it appropriate. Anyone found to be removed from club membership due to inappropriate conduct to members or anyone at shows or in general, shall be banned from exhibiting in future shows for as long as FCF deems appropriate. Such findings will be shared throughout all sister clubs and shows. Our club and our show are deemed, “safe environments”. To promote both the advancement of our birds as well as the good sportsmanship and comradery in both humans and birds standards.

16– Each exhibitor and vender at the FCF show are responsible for having their own Florida Wildlife Class 3 license. This is issued via the Florida Fish and Wildlife Conservation Commission. This is not the responsibility of FCF, who is only serving as host for the event.

17– A formal presentation of awards will be held by FCF when all entries in all divisions have been judged and completed. Entries may be removed from the show hall after the formal awards presentation has been concluded and the show manager calls the show to a close.

18– Audience members and exhibitors, in and around the judging area must remain quiet and especially refrain from spoken comments about entries or about judging process. Any person doing this will be publicly asked to stop, and if continued infraction of this rule will result in the person being escorted out of the judging area and show for the remainder of the show.

19– The FCF Show Management, Committee and Board reserves the right to interpret all rules and regulations. It also reserves the right to amend and add to these rules as matters require so be deemed necessary.

20– All decisions of the judges are final. Any and all final decisions are ultimately held by the Show Manager.

Thank you all, and as stated within these rule, everyone should see the attempt to create manage and carry out a show open to all, with a safe environment for all to attend , learn and exhibit their beloved birds.



Florida Canary Fanciers

Florida Canary Fanciers, Inc. is a not-for-profit organization that supports and educates members in the hobby of keeping, breeding, raising, and showing quality canaries of all varieties: Colorbred, Type and Song.

Club members meet online, in person and at shows and most meetings are held online, using GoToMeeting platform that lets us attend from anywhere or geographic location. It also gives us the opportunity to record the educational portions of our meetings. These audio and video recordings are then placed on our website within the Members Only section for members to access anytime they wish to.

We publish a newsletter multiple times a year, which contains minutes of the previous meetings, our treasurer's report, articles, interviews with various bird people, and information on shows and club activities.

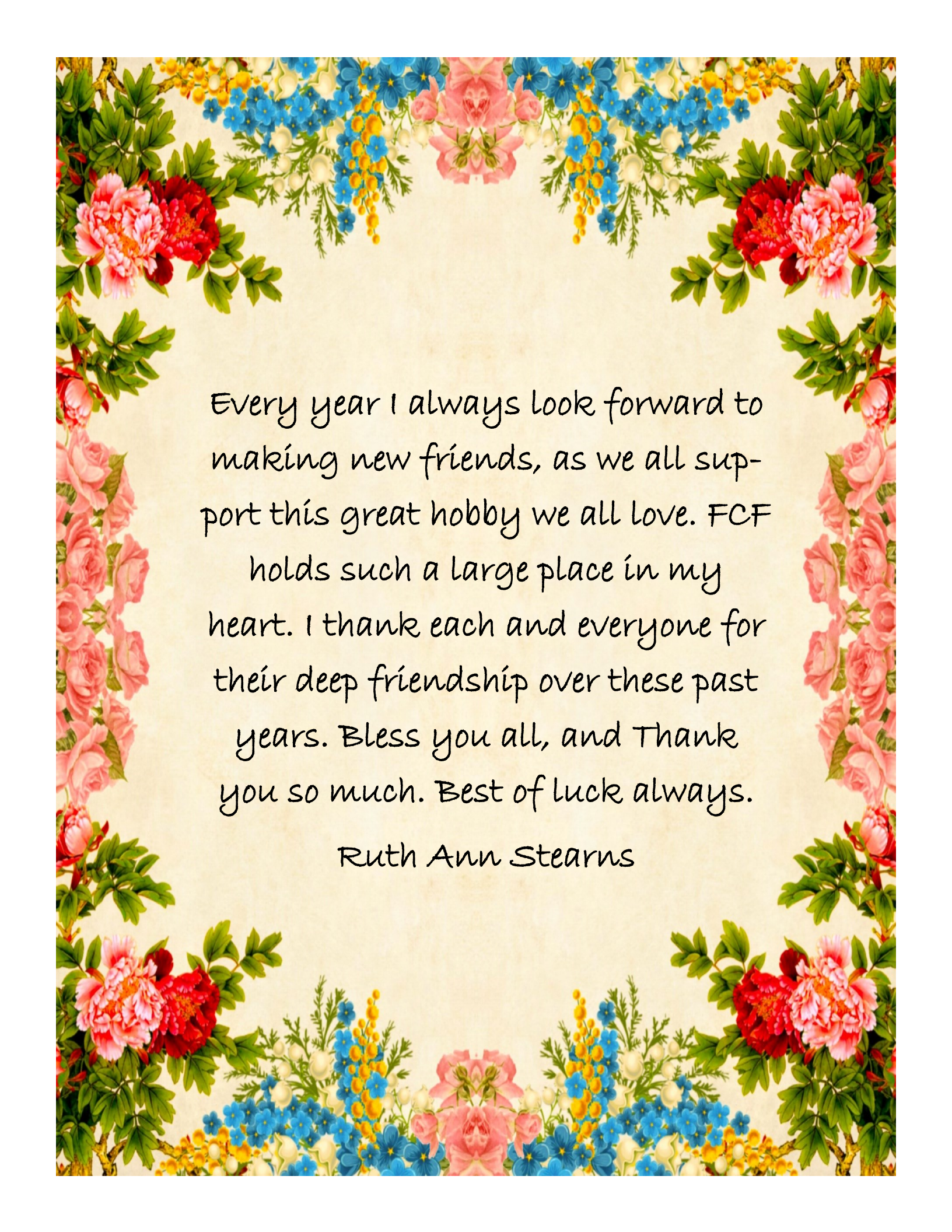
We host a canary exhibition each Fall, which allows canary, finch and Softbill breeders to have their birds evaluated to the standards of the breeds. This annual show brings in qualified judges and attracts exhibitors from near and far.

Club members may purchase engraved bird leg bands each year prior to breeding season.

A Membership application form is at the back of this catalogue for your convenience in either becoming a member or renewing your membership. Whether you have one pet canary or are raising the next 1st place ribbon winner, we invite you to join us.



♦ Visit our website at: www.floridacanaryfanciers.club



Every year I always look forward to making new friends, as we all support this great hobby we all love. FCF holds such a large place in my heart. I thank each and everyone for their deep friendship over these past years. Bless you all, and Thank you so much. Best of luck always.

Ruth Ann Stearns

Division 1—Type Canaries

Section 1	-	Border Fancy
Section 2	-	Columbus Fancy
Section 3	-	Fife Fancy
Section 4	-	German Crested
Section 5	-	Gloster Corona
Section 6	-	Gloster Consort
Section 7	-	Irish Fancy
Section 8	-	Japanese Hoso
Section 9	-	Lizard
Section 10	-	Norwich
Section 11	-	Raza Espanola
Section 12	-	Scots Fancy
Section 13	-	Stafford Crested Canary
Section 14	-	Stafford Non-Crested Canary
Section 15	-	Stafford Crested Melanin
Section 16	-	Stafford Non-Crested Melanin
Section 17	-	Yorkshire
Section 18	-	Fiorino Frill
Section 19	-	Italian Giant Frill (AGI)
Section 20	-	Northern Dutch Frill
Section 21	-	Milano Frill
Section 22	-	Parisian Frill
Section 23	-	Giboso Espanol
Section 24	-	Crest-bred
Section 25	-	Lancashire
Section 26	-	Any Other Variety

* Old Variety Canary's will have an OVCA Award for Best Old Variety in Show. These breeds are:

Parisian Frill, AGI, Northern Dutch, Fiorino Frill, Lizard, Giboso Espanol, Crest-Bred, Scots Fancy, Lancashire

And Milano Frill *

Division Judges and Bench Order

Division 1—Type—Bench 1

Judge—Matt Eld—England

Borders, Fifes, Norwich and Stafford's

Division 1—Type—Bench 1

Judge—Thomas O 'Regan—Ireland—Irish Fancy's

Division 1—Type —Bench 2

Albert Zomer—Netherlands

**Columbus Fancy, German Crested, Gloster Corona,
Gloster Consort, Japanese Hoso, Lizards, Raza, Yorkshire, Scots, Fiorino,
AGI, Northern Dutch, Milano, Parisian, Giboso Espanol,
Crest Bred, Lancashire, Harlequin, AOV**

Division 5—Finches & Softbills—Bench 3

Judge—Laura Tinker—Brookline, Massachusetts

Division 2—Colorbred Lipochrome—Bench 4

Judge—David Cabrera—South Carolina

Divisions 3 & 4—Colorbred Melanin & New Color Melanin

Bench 5—Judge—Clewiston, FL

Division 1—Type Canary Judge

Matt Eld—England



Matt Eld is a champion exhibitor and panel judge of type canaries.

Approaching his fifteenth year Matt has kept birds and has the majority of his life, breeding and exhibiting all varieties of type and color canaries.

Heralding from a small town 15 miles north of Liverpool, United Kingdom, Matt is from a family of bird keepers, in which his late Grandfather was a renowned budgerigar breeder in the 1950's and 1960's.

As a well known Fife, Norwich canary and Finch breeder, Matt is an active exhibitor and has successfully benched winning birds at competitive shows across the U.K. and Europe.

Matt founded the Canary Room YouTube channel in 2016 and has produced over 100 episodes of the show, visiting world champion exhibitors in every section of the hobby. He is a father of 6 and outside of the hobby is an avid football fan.

Division 1, Type Bench 1

Matt will be judging:

Borders, Fife, Norwich and Stafford's

Div. 1, Type Judge / Albert Zomer / Netherlands



- 65 years old, married, three children ages 30, 17 and 15 years old.
- Following elementary and high school, I attend Benelux University obtaining a master's degree in psychology, Detection and Analysis.
- Lived and worked in Africa (Angola and Namibia), the Middle East (Lebanon, Iraq, Egypt and Israel), also in Former Yugoslavia, later Serbia, Bosnia & Herzegovina and Croatia.
- Since January 2016 retired, after forty years of service for the Dutch Government.
- Part-time teacher in Dutch law in training institute for police and security personnel.
- Active in veterans care and assistance on National level.

Concerning birds:

- From my early years (1972) bred various types of birds.
- 1975 Member of the "Nederlandse Bond van Vogelliefhebbers" (the biggest breeder's organization in the Netherlands and probably in the world).
- 1992 Judge color canary (Section D National level).
- 2005 Judge COM Section D (color canary).
- 2006 Judge type/posture canary (Section E National level).
- Judge experience on National & International level

Experiences in ornithological activities:

- 1980 Member of the board in the local bird association.
- 1996 President of the board in the local bird association Almelo (to now).
- 2000 President of the board of district Overijssel (53 local clubs) of the "Nederlandse Bond van Vogelliefhebbers" (NBvV) to 2016.
- 2000 Member of the Central management NBvV (to now).
- 2004 Secretary of the Disputes Committee NBvV (to 2016)
- 2016 Ad interim President of Judge organization NBvV (255 judges. Reorganized this organization and setting up one overarching judging committee)
- 2016 Vice-President of the Central management NBvV (to 2022)
- 2016 Member of the Disciplinary Committee NBvV (to 2022)
- 2016 Animator and committee member of the Mondial 2019 Zwolle.
- 2019 Vice-President of CD Confederation Ornithologic Mondiale COM (to now)
- 2022 to now President of the Central Management NBvV

Breeder of various birds in color- and type canaries.

Division 1, Type Bench 2

Albert will be judging:

Columbus Fancy, German Crested, Gloster Corona, Gloster Consort, Japanese Hoso, Lizards, Raza Espanola, Scots, Stafford's, Fiorino, AGI, Northern Dutch, Milano, Parisian's, Giboso Espanol, Crest Bred, Lancashire and AOV.

Division 1—Type Canary Judge—Bench 1

Thomas O'Regan - Ireland—Judging Irish Fancy



My name is Thomas O'Regan and I have been a member of The Irish Fancy Canary Society(IFCS) since 1990, That year was my introduction to Irish fancy canaries through a work colleague, I had intended starting with Budgerigars, as a young, young lad I grew up with Budgerigars and then progressed to racing pigeons with my dad and enjoyed success with them, unfortunately when I joined the army my birds took a back seat for many years. On getting married and getting a house my love for birds came back to me. I started with a few budgerigars and then changed to Irish Fancy canaries which I'm glad I did as they are free breeding that don't need for colour feeding. I've made many friends through this wonderful hobby. I was nominated onto the judges panel in 1997 and did my initial training under the stewardship of founder member Eddie Darcy, and to this day I lay out my schedule as Eddie taught me. Since then, I've judged most shows in Ireland, many a few times, I've also judged in England, Scotland & Bolonga Italy. This year my judging engagements are Irish Fancy International (IFIN)UK, Irish Fancy canary Society annual show Arklow Ireland & Florida Canary Fanciers this coming December, in which I'm thoroughly looking forward to. I must take this opportunity to congratulate the breeders & exhibitors in the USA for the work and commitment their putting into promoting the Irish Fancy canary in the USA.

I enjoy showing my birds as I put the work into them daily in preparation for shows, although not as many shows nowadays as when I started in the 90's. I've picked up many awards along the way and will always remember my first win with a flighted buff hen, as being a novice in those days was tough, I was competing against two top novice partnerships at the time The Watsons & the Perryman's. After that all wins were gladly accepted, it's not all about winning its competing at shows as you won't know how good your birds are if you don't show. I've also picked up a few best Irish Fancy along the way. Out of Ireland I have also competed at the world show many a time and have won 6 gold 4 silver & 2 bronze medals.

I now look forward to 2024 breeding season in which I will pair 16 pairs and hopefully breed 60+ birds, I breed 8 clear pairs & 8 coloured pairs...namely greens, variegated, Three parts dark, blues & cinnamons.

At present I'm secretary, Treasurer, P.R.O. & ring secretary for the I.F.C.S a position I took over in 2018, which I thoroughly enjoy. I'm also secretary & show Secretary for The IFCS (cork Branch) for the last 27 years + secretary & show secretary for the Cork Show Bird Society for 20 years.

I'm really looking forward to the FCF show and plan staying around for a few days, and it will be great to meet breeders & exhibitors that I've been in contact with on Facebook.

I wish FCF club all the best with your annual show, thank you very much for the invite best of luck to all for the breeding season.

Yours In the Fancy

Tom O'Regan

Division 1 - Type - Section 1 - Border Fancy

Cock Classes		Classes	Hen Classes	
Old	Young		Old	Young
101	102	Yellow, Clear or Ticked	103	104
105	106	Buff, Clear or Ticked	107	108
109	110	Yellow Variegated	111	112
113	114	Buff Variegated	115	116
117	118	Yellow 3/4 Dark	119	120
121	122	Buff 3/4 Dark	123	124
125	126	Yellow Green Self or Foul	127	128
129	130	Buff Greeb Self or Foul	131	132
133	134	Yellow Cinnamon, All	135	136
137	138	Buff Cinnamon, All	139	140
141	142	White, Clear or Ticked	143	144
145	146	White Variegated	147	148
149	150	Fawn Self	151	152
153	154	Fawn Variegated	155	156
157	158	Blue Self	159	160

Border Fancy Canaries—Standard of Excellence

Head and Neck 10 Points: Head well-rounded and neat when viewed from any angle, beak fine, eyes clear and positioned to rest on an imaginary line as an extension to the line between the upper and lower mandible of the beak, very slightly forward of the central point of the head. Neck rather fine, in keeping with the head and flowing smoothly into the body lines and of sufficient length to give a free, jaunty look to the head carriage.

Body 15 Points: Well filled and nicely rounded running in a smooth downward curve from the gentle, smooth rise of the shoulders to the point of the tail. The chest is also nicely rounded, but not heavy. The line of the curve to the root of the tail always being downwards. Viewing from above and behind the body outline should be symmetrically pear shaped.

Wings 10 Points: Compact and carried close to the body, covering the back with primary and secondary flight feathers meeting at the tips. Out flight tips to meet at the root of the tail. Primaries and secondary's to be pointed.

Legs and Feet 5 Points: Legs of medium length and showing a little thigh. The legs should be fine yet in harmony with the size of the bird and allowing it to adopt a gay, jaunty stance. Feet in keeping with legs, both to be clean and without blemish.

Plumage 10 Points: Close, firm and fine quality, presenting a smooth, silken, glossy appearance, free from brownness, frill or roughness.

Tail 5 Points: Close packed and narrow, being nicely rounded and well filled in at the root.

Position and Carriage 15 Points: Semi-erect standing at an angle of about 60 degrees. Gay and Jaunty with a full poise of the head.

Color 15 Points: Rich, soft and pure, as level in tint as possible throughout, but extreme depth and hardness, such as color feeding gives, are debarred. Any exhibit being color fed will be disqualified.


Size 5 Points: The ideal length from top of the head to the tip of the tail is 5 3/4 inches, length should be proportional and balance with other features of the bird.

Health 10 Points: Condition and cleanliness shall have due weight.


100 Points total

Section Sponsored By:

Niall Hyde, Benicio Martinez, Robert and Nora Trincado



North American Border Club



North American Border Club

Raquel King

4325 Bar "J" Drive San Antonio, TX 78253

cw.king@att.net

Or: naborderclub@gmail.com

Division 1 Type Section 2—Columbus Fancy Canary

Division 1 Type Section 2: Columbus Fancy				
Old Cock	Young Cock		Old Hen	Young Hen
201	202	Columbus Fancy Crested	203	204
205	206	Columbus Fancy Smooth Head	207	208

Color: Natural; bright and rich throughout; color-fed or bred bot accepted **15 Pts.**

Body: Well rounded; chest is broad and full; back wide and full; neck heavy and full blending smoothly from head to shoulders; having a slightly tubular appearance. **20 Pts.**

Smooth Head: Large and wide in proportion with the robust size of the bird; rounded from front to back and side to side with a rise over beak; showing brows; eyes bright; unobstructed; beak short. **20 Pts.**

Crest: A wide oval blending smoothly into the back of the head and neck feathers; length not to exceed beyond the tip of the beak or obscure the eyes; well centered over the eye; set close to the skull without splits, horns or bare spots; eyes bright' unobstructed; beak short. **20 Pts.**

Feathers: Neat; silky; smoothly follows the contour of the body. **10 Pts.**

Wings: Evenly set; carried close to the body wit tips touching at the base of the tail. **5 Pts.**

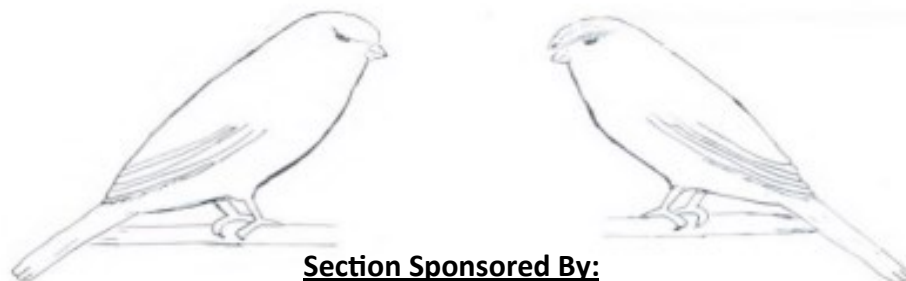
Tail: Short; compact; straight; carried rigidly. **5 Pts.**

Legs and Feet: Neat; stocky; set well back' showing no thigh. **5 Pts.**

Size: Substantial; all parts in proportion; ideal length 6 inches. **10 Pts.**

General Appearance: Alert; steady; clean and healthy; no cobbiness or feather frills; stands at a 45 degree angle over the perch; moves readily from perch to perch; shown in Columbus Fancy show cage. **10 Pts.**

100 Pts. Total



Section Sponsored By:

Benicio Martinez

Adriana Gonzalez

In Memorial
With US Always



To be the best and win your class, section or even best in show, means nothing if you do not give of yourself first to all who you can. Love, in every sense of the word, means to work hard. Love is hard, and it takes time, patience and hard work. If you love your birds, love the hard parts, the feeding, the cleaning, the caring for, but also sharing that love with those who share your love. For those are the ones who will give so much back to you. Winning is nothing, sharing our love is everything.

Adriana

*Wishing everyone
Good Luck
In the Show
Dino Potestad
Breeder and
Exhibitor of Exotic
Canaries*



SHOW

Best in Section

Old Varieties

Section 8 - Giboso Espanol



Rodriguez Dacht
Division Judge

Yellow Paper
y
y
y
y

Division 1 - Type - Section 3 - Fife Fancy

<u>Cock Classes</u>		<u>Classes</u>	<u>Hen Classes</u>	
<u>Old</u>	<u>Young</u>		<u>Old</u>	<u>Young</u>
301	302	Yellow, Clear or Ticked	303	304
305	306	Buff, Clear or Ticked	307	308
309	310	Yellow Variegated	311	312
313	314	Buff Variegated	315	316
317	318	Yellow 3/4 Dark	319	320
321	322	Buff 3/4 Dark	323	324
325	326	Yellow Green Self or Foul	327	328
329	330	Buff Greeb Self or Foul	331	332
333	334	Yellow Cinnamon, All	335	336
337	338	Buff Cinnamon, All	339	340
341	342	White, Clear or Ticked	343	344
345	346	White Variegated	347	348
349	350	Fawn Self	351	352
353	354	Fawn Variegated	355	356
357	358	Blue Self	359	360

FIFE CANARIES

Standard Scale of Points

- HEAD & NECK: Small, round and neat, beak fine eyes central to roundness of head and body. Neck rather fine in keeping with the head and flowing smoothly into the body lines, and of sufficient length to give a free, jaunty look to head and carriage.....10 pts
 - BODY: Well filled and nicely rounded running in a smooth downward curve from the gentle, smooth rise over the shoulders to the point of the tail. The chest also nicely rounded, but not heavy. The line of the curve to the root of the tail always being downwards. Viewed from above and behind the body outline should be symmetrical and smooth..... 10 pts
 - WINGS: Compact and carried closed to the body, meeting at the tips just below the root of the tail.....10 pts
 - LEGS: Of medium length showing a little thigh..... 5 pts
 - PLUMAGE: Close, firm, fine in quality.....10 pts
 - TAIL: Close packed and narrow being nicely rounded and filled in at the root..... 5 pts
 - POSITION & CARRIAGE: Semi-erect, standing at an angle of 60 degrees. Gay, jaunty, with full pose of head.....10 pts
 - COLOR: Rich, soft and pure, as level in tint as possible throughout, but extreme depth and hardness such as color feeding gives, are debarred.....10 pts
 - HEALTH: Condition and cleanliness shall have due weight..... 5 pts
 - SIZE: Not to exceed 4-1/4 inches..... 25 pts
- TOTAL - 100 pts**



Section Sponsored by: Niall Hyde, Robert and Nora Trincado, Jason Gutierrez



Wishing
everyone the
very best for
your show
season!

Niall Hyde
Breeder and Exhibitor



Division 1 - Type
Section 4 - German Crested

<u>Cock Classes</u>			<u>Hen Classes</u>	
<u>Old</u>	<u>Young</u>	<u>Class</u>	<u>Old</u>	<u>Young</u>
401	402	Yellow	403	404
405	406	Red	407	408
409	410	White	411	412
413	414	Variegated - All	415	416

Standard Description of the German Crest Canary

Crest: Crest to conform with the shape of the head, which must be oval. The central point to be small and distinct. Viewed from the side the crest covers part of the beak and extends onto the nape. The crest must flow smoothly onto the nape and must not present any bald patch. The eyes must remain discernible..... 30 pts

Colour The colour must be as for Colour Canaries, being judged in accordance with the Colored Canaries standard.

No variegation is allowed.

The crest on a lipochrome bird can be clear, dark or grizzle.....20 pts

Type and Size: Type and shape is identical to the Colored Canaries.

Wings to be carried close to the body, without crossing.

Size to be between 13.5 and 14.5 cm. (5.3 to 5.7 in).....15 pts

Plumage: Even and close fitting to the body. The tail is narrow and slightly forked; length to be in proportion with that of the bird.....15 pts

Position: Alert, yet steady, standing at an angle of 45".....10 pts

Condition: Clean and in perfect condition.

For Lipochromes: with the exception of the crest, no other form of variegation is allowed.

Formation of teams: different variegation is allowed on the crests which can be clear, dark or grizzled.....10 pts

TOTAL= 100 points

SHOW CAGE: Color canaries type show cage with 2 round perches 12 mm in diameter, 12 cm apart.



Association of Gloster Breeders

The Association of Gloster Breeders
is dedicated to providing an educational platform to help promote, encourage
and develop the proper breeding, management and showing of the Gloster Fancy
Canary.




**We are affiliated with the International Gloster Breeders Association
(IGBA)**

of the United Kingdom

<https://www.glosters-usa.com>

Division 1 Type / Sections 5 : Gloster Corona / Section 6: Gloster Consort

Gloster Standards and Classes set in 2018 for all shows Nationally in the US



Corona:	Neatness, regular unbroken Round shape, eye discernible	15	Consort:	Head broad, round at every point With good rise over center of skull	15
	With definite center	5	Eyebrow:	Heavy showing brow	5
Body:	Back well filled and wings Laying close there to: full neck Chest nicely rounded without Prominence	20	Body:	Back well filled and wings laying Close there to Full neck. Chest nicely rounded Without prominence	20
Tail:	Closely folded, well carried	5	Tail:	Closely folded, well carried	5
Plumage:	Close, firm, giving a clear Appearance of good quality And natural color	15	Plumage:	Close, firm, giving a clear Appearance of good quality And natural color	15
Carriage:	Alert, quick, lively movement	10	Carriage:	Alert, quick, lively movement	10
Legs & Feet:	Medium length, no blemish	5	Legs & Feet:	Medium length, no blemish	5
Size:	Tendency to diminutive	15	Size:	Tendency to diminutive	15
Condition:	Health and cleanliness	10	Condition:	Health and cleanliness	10
Total Points:		100	Total Points:		100

Division 1 –Type—Section 5—Gloster Corona—Section 6—Gloster Consort
 Amount of Dark is approximate: Birds to be entered in closest class possible
 Ticked = No more then 1 mark of 3 dark feathers together
 (Division 1 / Glosters / Sponsored by: Association of Gloster Breeders Club)

Section 5 : Corona

<u>Young</u>			<u>Old</u>	
Hen	Cock	Buff—(Non-Intensive)	Hen	Cock
501	502	Clear, Ticked or Grizzle	503	504
505	506	Light Variegated (Up to 25% Dark)	507	508
509	510	Half Variegated (26% to 50% Dark)	511	512
513	514	Three Parts Dark (51% to 74% Dark)	515	516
517	518	More Than 3/4 Dark (75% to 99% Dark)	519	520
521	522	Self	523	524
Hen	Cock	Yellow (Intensive)	Hen	Cock
525	526	Any Color—Clear to Self	527	528
Hen	Cock	Buff (Non-Intensive)	Hen	Cock
529	530	Cinnamons—Ticked to 1/2	531	532
533	534	Cinnamons—3/4 Dark to Self	535	536
537	538	Whites—Clear to 1/2 Variegated	539	540
541	542	Whites—3/4 Dark to Self	543	544
545	546	All Fawns any Variegated to Self	547	548

Section 6 : Consort

<u>Young</u>			<u>Old</u>	
Hen	Cock	Buff—(Non-Intensive)	Hen	Cock
601	602	Clear, Ticked or Grizzle	603	604
605	606	Light Variegated (Up to 25% Dark)	607	608
609	610	Half Variegated (26% to 50% Dark)	611	612
613	614	Three Parts Dark (51% to 74% Dark)	615	616
617	618	More Than 3/4 Dark (75% to 99% Dark)	619	620
621	622	Self	623	624
Hen	Cock	Yellow (Intensive)	Hen	Cock
625	626	Any Color—Clear to Self	627	628
Hen	Cock	Buff (Non-Intensive)	Hen	Cock
629	630	Cinnamons—Ticked to 1/2	631	632
633	634	Cinnamons—3/4 Dark to Self	635	636
637	638	Whites—Clear to 1/2 Variegated	639	640
641	642	Whites—3/4 Dark to Self	643	644
645	646	All Fawns any Variegated to Self	647	648

Section Sponsored by:

Sandy Gonzalo Perez, Frank Smith, Benicio Martinez, Mauricio Leon

The image features a decorative border with purple flowers and ribbons. The text is centered on a white background. The word "Wishing" is in a large, black, serif font. Below it, the message "Everyone at this years Show all the best! Welcome & thank you for joining us." is written in a smaller, black, serif font. The name "Sandy Gonzalo Perez" is in a large, black, serif font, and the text "(Exhibitor of: Gloster's, Irish Fancy & Raza's)" is in a smaller, black, serif font below it. The background is decorated with purple flowers and ribbons, and a border of small purple squares.

Wishing

Everyone at this years
Show all the best! Welcome
& thank you for joining us.

Sandy Gonzalo Perez

(Exhibitor of: Gloster's, Irish Fancy & Raza's)



**The Irish Fancy Canary Society
of Ireland**


**Would like to wish all exhibitors every
success**

**At the
Florida Canary Fanciers
Show**

irishfancycanarysociety@eircom.net

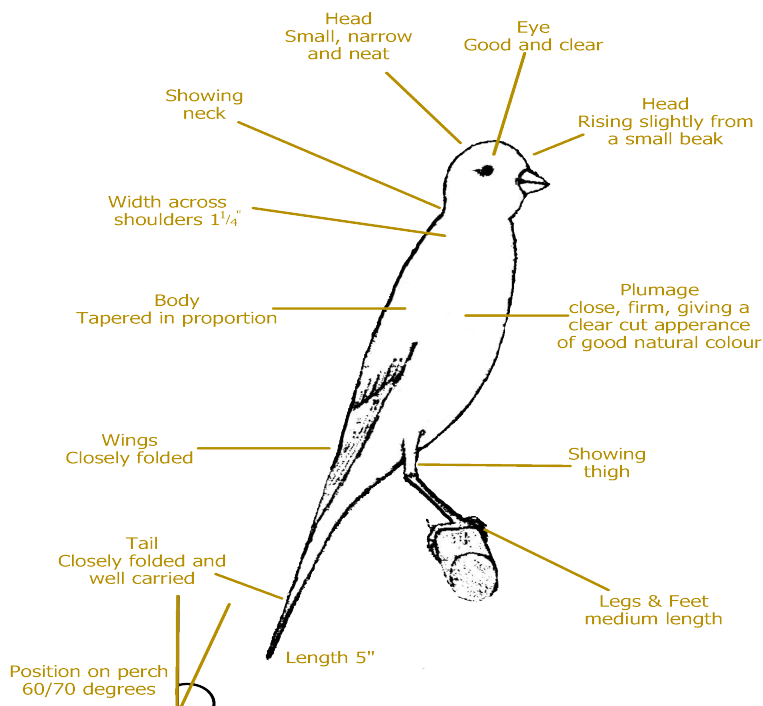


[Irish Fancy Canary Society - facebook.com](https://www.facebook.com/groups/576884142414319)
<https://www.facebook.com/groups/576884142414319>



On behalf of the officers of the Irish Fancy Canary Club of America and our great members, we would like to welcome everyone to the FCF annual show. We would like to thank all of the officers and members of the FCF for their dedication and commitment to putting on a world class show.

We would also like to take this opportunity to welcome Mr. Thomas O'Regan as the Irish Fancy and Type Judge to the USA. To those familiar with the Irish Fancy in Ireland and Europe, Thomas needs no introduction, but for those in the USA, Thomas is one of the most respected and influential breeders in Ireland. It is truly an honor to have him here, Welcome Thomas.



<https://www.irishfancycanaryclubofamerica.com>

Division 1 - Type - Section 7 - Irish Fancy

<u>Cock Classes</u>		<u>Classes</u>	<u>Hen Classes</u>	
<u>Old</u>	<u>Young</u>		<u>Old</u>	<u>Young</u>
701	702	Yellow, Clear or Ticked	703	704
705	706	Buff, Clear or Ticked	707	708
709	710	Yellow Variegated	711	712
713	714	Buff Variegated	715	716
717	718	Yellow 3/4 Dark	719	720
721	722	Buff 3/4 Dark	723	724
725	726	Yellow Green, Self or Foul	727	728
729	730	Buff Green, Self or Foul	731	732
733	734	Yellow Cinnamon	735	736
737	738	Buff Cinnamon, All	739	740
741	742	White, Clear or Ticked	743	744
745	746	White Variegated	747	748
749	750	Fawn Self	751	752
753	754	Fawn Variegated	755	756
757	758	Blue Self	759	760

Standard Description of the Irish Fancy Canary

Head: Small, narrow and neat, showing a slight frontal rise from a small beak.

Eyes distinctly visible.

Body Width across the shoulders 33 mm.

Length 12.7 cm. (5inches)

The body is tapered in proportion.

Wings closely folded.

Showing neck.

Plumage: Close-fitting, compact and of good natural colour, displaying a clear outline.

Movement: Alert with quick and lively movements.

Position on perch .65° to 75°.

Tail: Closely folded and well carried.

Legs: Of medium length, showing thighs.

General Condition: Clean and healthy.

All colors are allowed, except red (color-feeding is not permitted).

SHOW CAGE: Color canary type show cage with 2 round perches 12 mm in diameter, 12 cm apart.



Section Sponsored by: United Irish Fancy Canary Society



For the Members. . By the Members

Come Join Us in the Adventure!

*We wish all exhibitors at the FCF Show
the best of luck.*

The United Irish Fancy Canary Society is dedicated to the promotion, education, keeping and showing of the delightfully animated Irish Fancy.

Amongst our members are some of the best and top US National and International Irish Fancy breeders and exhibitors. Whether a seasoned fancier or new to the fancy, we would love for you to join us. A membership form can be found on our website.

If you'd like to know more about this superb little canary and receive an Information Packet please send an email to uifcsinfo@gmail.com

The UIFCS is Honored to Welcome, Thomas O 'Regan to this years show.



Visiting our website has never been easier. Use your phones camera to scan the QR Code to the left to be taken directly to our website.

Or you can go to www.irishfancycanary.com

The United Irish Fancy Canary Society is an affiliate of and supported by the Irish Fancy Canary Society in Ireland, the birth place of the Irish Fancy canary. We are also affiliated with the Irish Fancy International of the UK.

Division 1 - Type - Section 8 - Japanese Hosō

<u>Cock Classes</u>		<u>Classes</u>	<u>Hen Classes</u>	
<u>Old</u>	<u>Young</u>		<u>Old</u>	<u>Young</u>
801	802	Yellow, Clear or Ticked	803	804
805	806	Buff, Clear or Ticked	807	808
809	810	Yellow Variegated	811	812
813	814	Buff Variegated	815	816
817	818	Yellow 3/4 Dark	819	820
821	822	Buff 3/4 Dark	823	824
825	826	Yellow Green Self or Foul	827	828
829	830	Buff Green Self or Foul	831	832
833	834	Yellow Cinnamon, All	835	836
837	838	Buff Cinnamon, All	839	840
841	842	White, Clear or Ticked	843	844
845	846	White Variegated	847	848
849	850	Fawn Self	851	852
853	854	Fawn Variegated	855	856
857	858	Blue Self	859	860

Standard Description of the Japanese Hosō

Type: Narrow, cylindrical body. Frilled feathering not allowed.....25 pts

Position and Carriage:

In the shape of a half moon, with thighs just visible, legs slightly angled. Jaunty carriage with plenty of action.....20 pts

Size: Maximum 11.5cm. (4 ½ inch).....20 pts

Shoulders and Back: Shoulders set high, narrow and well rounded, showing no depression between the wing butts.

Back and body well rounded, to form an arch.....15 pts

Head/Neck: Small, oval and snake-like. Neck, long and slim.....10 pts

Tail: Narrow and curving inwards as much as possible under the perch. Slightly open at tips.....5 pts

Condition: Clean and healthy. All colors are allowed

Close fitting feathering.....5 pts

TOTAL 100 points

SHOW CAGE: Border type show cage with 2 round perches 12 mm in diameter, 5 wires apart.

Section Sponsored By

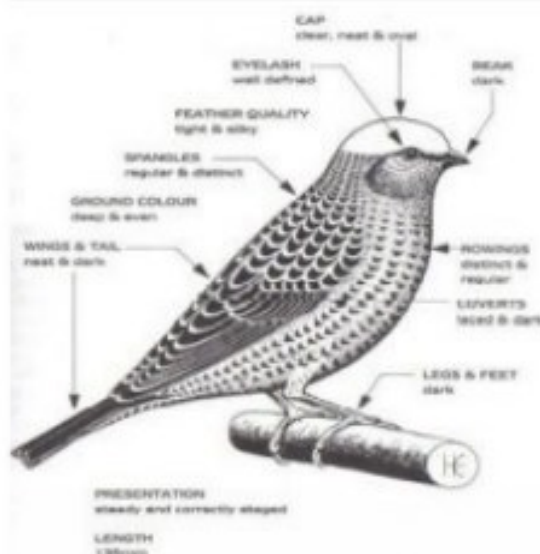
Dino Potestad and Julio Masferrer



Division 1 - Type

Section 9 - Lizard Canary

<u>Cock Classes</u>		<u>Class</u>	<u>Hen Classes</u>	
<u>Young</u>	<u>Old</u>		<u>Young</u>	<u>Old</u>
901	902	Silver Cap	903	904
905	906	Gold Cap	907	908
909	910	Silver Cap, Broken	911	912
913	914	Gold Cap Broken	915	916
917	918	All Non - Capped	919	920
921	922	Any Blue or Brown	923	924
925	926	Any Other Color	27	928



THE LIZARD CANARY
SHOW FEATURES

Scale of Points = 100 Points Total

Spangles;	For regularity and distinctness	25 Points
Feather Quality	For tightness and silkiness	15 Points
Ground Color	For depth and evenness	10 Points
Breast	For extent and regularity of Rowing's	10 Points
Wings and Tail	For neatness and darkness	10 Points
Cap	For neatness and shape	10 Points
Covert Feathers	For lacings	5 Points
Eyelash	For regularity and clarity	5 Points
Beak, Legs & Feet	For darkness	5 Points
Steadiness & Staging		5 Points

Section Sponsored By: Dino Potestad

American Norwich Canary Society

Wishing all the best of luck at the Florida Canary Fanciers Show



American Norwich Canary Society

Membership Application for 20____year

Membership runs from Jan 1—Dec 31

Dues:
Single Membership* @ \$20.00 a Year (U.S. funds)
Dual Membership* @ \$30.00 a Year (U.S. funds)
Family Membership* @ \$35.00 a Year (US funds)

*Single Membership denotes one person in a household

*Dual Membership denotes two persons living in same household

*Family Membership denotes all persons living in same household
Including junior members

Names(s): _____

Name(s) Junior Member : _____

Address: _____

City/State/Zip: _____

Email: _____

Phone(s): _____

PLEASE NOTE:

- 1.) When requesting bands, remember to add \$3.00 for shipping, as **bands will not be shipped if not included**
- 2.) Bands are sold in sets of 25 only & are \$10.00 a set.

NUMBER OF BANDS REQUESTED: _____

I would like to support the **ANCS Club** with a donation of: \$ _____

Total amount due for all items selected: \$ _____

*Payment options

Please email and send check to or mail application and funds to:

Lorelle Smith, 1872 Derbyshire Rd, Maitland, FL 32751

Division 1 - Type
Section 10 - Norwich

<u>Cock Classes</u>		<u>Class</u>	<u>Hen Classes</u>	
<u>Old</u>	<u>Young</u>		<u>Old</u>	<u>Young</u>
1001	1002	Yellow, Clear or Ticked	1003	1004
1005	1006	Buff, Clear or Ticked	1007	1008
1009	1010	Yellow Variegated - All	1011	1012
1013	1014	Buff Variegated - All	1015	1016
1017	1018	Yellow Heavily Variegated to 3/4 Dark	1019	1020
1021	1022	Buff Heavily Variegated to 3/4 Dark	1023	1024
1025	1026	Yellow Green, Self or Foul	1027	1028
1029	1030	Buff Green, Self or Foul	1031	1032
1033	1034	Yellow Cinnamon Variegated Self or Foul	1035	1036
1037	1038	Buff Cinnamon Variegated Self or Foul	1039	1040
1041	1042	White, Blue, Fawn, Clear or Ticked, Var Self or Foul	1043	1044

- Type:** Short and cobby, back broad and ell filled in, showing a slight rise transversely. Chest broad and deep, giving an expansive curved front, and sweeping under from in one full curve to the tail. Ideal length 6 to 6 1/4 inches. Stance or position at an angle of about 45 degrees. **25 Pts.**
- Head:** Proportionately bold and assertive in its carriage. A full forehead rising from short neat beak. To be well rounded over and across the skull. Cheeks full and clean featured. Eye to be well placed and discernable. **10 Pts.**
- Neck:** Short and thick, continuing the run from back of skull onto the shoulders, and from a full throat into the breast. **10 Pts.**
- Wings:** Short, well braced, meeting at the tips, to rest lightly, yet closely on the rump. **10 Pts.**
- Tail:** Short, closely packed, well filled in at the root. Rigidly carried, giving an all-of-one-piece appearance with the body. **5 Pts.**
- Legs and Feet:** Well set back, feet perfect **5 Pts.**
- Condition:** Full bloom of perfect health, bold, bouncing in movement. **10 Pts.**
- Feather:** Close, and fine in texture, smooth, silky plumage necessary to give a clean-cut contour **10 Pts.**
- Color:** Rich, bright and level throughout, with sheen or brilliancy. Yellows a deep orange. Buffs rich in ground and well mealed. **10 Pts.**
- Staging:** Clean and correctly staged **5 Pts.**

Total 100 Points

Section Sponsored By:

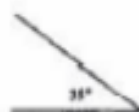
Lorelle Smith, Mike Corbeil, Niall Hyde, Benicio Martinez, Dino Potestad, Mauricio Leon
and The Norwich Canary Society, USA

Division 1 - Type - Section 11 - Raza Espanola				
Cock Classes		Classes	Hen Classes	
Old	Young		Old	Young
1101	1102	Yellow, Clear or Ticked	1103	1104
1105	1106	Buff, Clear or Ticked	1107	1108
1109	1110	Yellow Variegated	1111	1112
1113	1114	Buff Variegated	1115	1116
1117	1118	Yellow 3/4 Dark	1119	1120
1121	1122	Buff 3/4 Dark	1123	1124
1125	1126	Yellow Green Self or Foul	1127	1128
1129	1130	Buff Greeb Self or Foul	1131	1132
1133	1134	Yellow Cinnamon, All	1135	1136
1137	1138	Buff Cinnamon, All	1139	1140
1141	1142	White, Clear or Ticked	1143	1144
1145	1146	White Variegated	1147	1148
1149	1150	Fawn Self	1151	1152
1153	1154	Fawn Variegated	1155	1156
1157	1158	Blue Self	1159	1160

Standard Description of the Spanish Raza Canary
 Size Maximum 11.5 cm.
 Breast and Back narrow and slim. Breast to match back. Head Small like a peanut. Neck Short and narrow well separated from the body. Wings Long wings with pointed tips, without crossing. Tail Tail of medium length, narrow but open at tips (fish tail). Legs Thights to be just visible, legs short and flexed (14 mm) with short toes. Plumage Compact, smooth and close fitting to the body. Position and movement Lively, with free and agile movement, position 45°. Condition Clean and healthy. All colours are allowed except red

Raza Espanola Standard.

- Size 4 1/3 25 points
- Head and Neck 10 points
- Body 25 points
- Wings and Tail 10 points
- Feet and Legs 10 points
- Feather Quality 10 points
- Agility 5 points
- General Condition 5 points
- Total 100 points.**



Division 1—Type

Section 12—Scot Fancy

Cock Classes

Hen Classes

<u>Old</u>	<u>Young</u>	<u>Class</u>	<u>Old</u>	<u>Young</u>
1201	1202	Yellow, Clear or Ticked	1203	1204
1205	1206	Buff, Clear or Ticked	1207	1208
1209	1210	Yellow Variegated - All	1211	1212
1213	1214	Buff Variegated - All	1215	1216

SCOT FANCY

Scale of Points

Shape: Body long and tapering and curved in the form of a half circle, convex above, concave below, with a clean outline, feather being close, short and tight.....20 pts.

Head and Neck: Small, neat, snaky head, long tapering neck.....10 pts.

Shoulders and Back: High, narrow, rounded shoulders, well filled in. Long, narrow, well-filled back curving from shoulders to tail.....20 pts.

Tail: Long, narrow, closely folded and well curved under the perch.....5 pts.

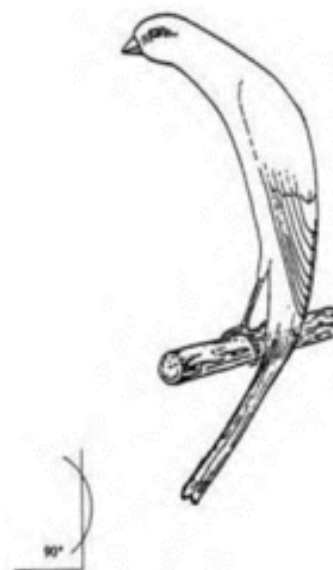
Style, Nerve and Travelling: Well raised up, forming a high circle. Bold, free and jaunty carriage with plenty of life and action25 pts.

Size: Approximately 6-3/4 inches (17cm).....10pts.

Quality and Condition: Clean, healthy, perfect condition.....10 pts.
TOTAL 100 pts.

Section Sponsored By:

Adriana Gonzales and Dino Potestad



Stafford Canary Club of America

Wishing all the
best to
everyone
showing at the
FCF
Show



We do it right...

We do it together...

<http://www.staffords-usa.com>

Stafford Canaries

Stafford Show Points Standard

Points

"CLEAR", "TICKED" OR "VARIEGATED"

Ground Coloring.....	30
Head (Crest or Non-Crest).....	30
Frosting Levels.....	15
Type.....	15
Conditioning & Feathering.....	10

Total 100

"MELANIN"

Melanistic Coloring.....	15
Ground Color - Melanin.....	15
Head (Crest or Non-Crest).....	30
Frosting Levels.....	15
Type.....	15
Condition & Feathering.....	10

Total 100

GROUND COLOR:

CLEAR: 30 POINTS

MELANIN: 15 POINTS

The accepted ground colors are Red and Rose.

RED GROUND COLOR is to be bright red, evenly distributed throughout the plumage.

ROSE GROUND COLOR is to be rich, bright pink evenly distributed throughout the plumage.

MELANISTIC COLORING: 15 POINTS

Includes Self, Foul & 3/4 Dark

Varieties include: Bronze, Brown, Agate, Isabel, Pastel, Ino, Opal and Satinette

HEAD: 30 POINTS

CREST: The crest feathers are to radiate from the center of the top of

STAFFORD CANARY DESCRIPTION OF SHOW POINTS (cont'd) the head. It should be neat and tidy and should finish level with the top of the eye. The center of the crest should be small. At the back of the head, where the crest joins the neck, the feathers should not show an obvious break.

NON-CREST: The head should have a broad well-rounded appearance from whatever angle it is viewed. The Forehead should be broad and have a good rise above the beak. The head should have a browy appearance, e.g., adequate feathering above the eyes. Because of this heavy feathering above the eyes, the beak should appear smaller in comparison to other breeds.



FROSTING LEVELS: 15 POINTS

There are three distinct feather types: NON-FROSTED, FROSTED and

MOSAIC (Dimorphic)

NON-FROSTED FEATHER TYPE: Ideally, there should be no frosting on the feathers. If frosting is present it should be an absolute minimum.

FROSTED FEATHER TYPE: The ends of each feather should show distinct white frosting with the appearance of each feather showing 50% frosting and 50% Red or Rose ground color. Frosting should be evenly distributed throughout the entire plumage. Major faults being, over frosted back and under-frosted breast.

MOSAIC (Dimorphic) FEATHER TYPE: The feathers should show a good contrast between the snow white main body feathers and the four Red or Rose color points: (1) face, (2) shoulder, (3) rump, (4) chest.


Cocks should have a Goldfinch-type facial blaze and hens should have red eyebrows.

TYPE: 15 POINTS

Size: should be 5" from head to tail. Stance is to be approximately 45 degrees. Tail is to be short and closely packed. Wings are to be compact and set close to the body. Body is to be robust with a well-rounded breast and broad back. Legs are to be of medium length and well set back. All nails are to be present and legs to be free from scales.

CONDITIONING AND FEATHERING: 10 POINTS

To be shown in perfect condition, eyes clear and bright, feathering tight and silky, and in a clean standard show cage approved by the SCCA.



Division 1—Type

Section 13 - Stafford Crested

<u>Class</u>		<u>Canary</u>		<u>Class</u>
1301	Frost	Clear Red Ground		NonFrost 1302
1303	Frost	Ticked or Variegated Red Ground		NonFrost 1304
1305	Hen	Clear Red Ground Mosaic		Cock 1306
1307	Hen	Ticked or Variegated Red Ground Mosaic		Cock 1308
1309	Frost	Clear Rose Ground		NonFrost 1310
1311	Frost	Ticked or Variegated Rose Ground		NonFrost 1312
1313	Hen	Clear Rose Ground Mosaic		Cock 1314
1315	Hen	Ticked or Variegated Rose Ground Mosaic		Cock 1316

Section 14 - Stafford Non - Crested

<u>Class</u>		<u>Canary</u>		<u>Class</u>
1401	Frost	Clear Red Ground		NonFrost 1402
1403	Frost	Ticked or Variegated Red Ground		NonFrost 1404
1405	Hen	Clear Red Ground Mosaic		Cock 1406
1407	Hen	Ticked or Variegated Red Ground Mosaic		Cock 1408
1409	Frost	Clear Rose Ground		NonFrost 1410
1411	Frost	Ticked or Variegated Rose Ground		NonFrost 1412
1413	Hen	Clear Rose Ground Mosaic		Cock 1414
1415	Hen	Ticked or Variegated Rose Ground Mosaic		Cock 1416



Division 1—Type

<u>Class</u>	<u>Section 15 - Stafford Crested Melanin Canary</u>	<u>Class</u>	
1501 Frost	Red Bronze, Self, Foul or 3/4 Dark	NonFrost	1502
1503 Frost	Red Brown, Self, Foul or 3/4 Dark	NonFrost	1504
1505 Frost	All Other Red Ground, Self, Foul or 3/4 Dark	NonFrost	1506
1507 Hen	All Red Ground Melanin Mosaics, Self, Foul or 3/4 Dark Including Agate, Isabel, Pastel, Ino and Satinette	Cock	1508
1509 Frost	Rose Bronze, Self, Foul or 3/4 Dark	NonFrost	1510
1511 Frost	Rose Brown, Self, Foul or 3/4 Dark	NonFrost	1512
1513 Frost	All Other Rose Ground, Self, Foul or 3/4 Dark Including Agate, Isabel, Pastel, Ino and Satinette	NonFrost	1514
1515 Hen	All Rose Ground Melanin Mosaics, Self, Foul or 3/4 Dark	Cock	1516

<u>Class</u>	<u>Section 16 - Stafford Crested Melanin Canary</u>	<u>Class</u>	
1601 Frost	Red Bronze, Self, Foul or 3/4 Dark	NonFrost	1602
1603 Frost	Red Brown, Self, Foul or 3/4 Dark	NonFrost	1604
1605 Frost	All Other Red Ground, Self, Foul or 3/4 Dark	NonFrost	1606
1607 Hen	All Red Ground Melanin Mosaics, Self, Foul or 3/4 Dark Including Agate, Isabel, Pastel, Ino and Satinette	Cock	1608
1609 Frost	Rose Bronze, Self, Foul or 3/4 Dark	NonFrost	1610
1611 Frost	Rose Brown, Self, Foul or 3/4 Dark	NonFrost	1612
1613 Frost	All Other Rose Ground, Self, Foul or 3/4 Dark Including Agate, Isabel, Pastel, Ino and Satinette	NonFrost	1614
1615 Hen	All Rose Ground Melanin Mosaics, Self, Foul or 3/4 Dark	Cock	1616



Division 1—Type Section 17 —Yorkshire

<u>Old Cock</u>	<u>Yng Cock</u>	<u>Class</u>	<u>Old Hen</u>	<u>Yng Hen</u>
1701	1702	Yellow, Clear or Ticked	1703	1704
1705	1706	Buff, Clear or ticked	1707	1708
1709	1710	White, Clear or Ticked	1711	1712
1713	1714	Yellow Green Variegated	1715	1716
1717	1718	Buff Yellow Green Variegated	1719	1720
1721	1722	Yellow Cinnamon Variegated	1723	1724
1725	1726	Buff Cinnamon Variegated	1727	1728
1729	1730	White Variegated	1731	1732
1733	1734	Green Self or Foul	1735	1736
1737	1738	Cinnamon, Self or Foul	1739	1740
1741	1742	Blue Self or Foul	1743	1744
1745	1746	Fawn, self, foul or variegated	1747	1748

Head: Full, round and clearly defined back skull that is deep and carried back in line with Rise in shoulders. Eyes as near the center of the head as possible. Shoulders Proportionately broad, rounded and carried well up to, and gradually merging Into the head. Breast full and deep, corresponding to the width and rise of the Shoulders and carries up full to the base of the back which should be neat and fine. **20 Pts.**

Body: Well rounded and gradually tapered throughout to the tail **10 Pts.**

Position: Attitude erect with fearless carriage, legs long without being stilty and a slight Lift to the tail. **25 Pts.**

Feather: Close, short, tight. Wings proportionately long and evenly carried down the center Of the back. Firmly set on a compact and closely folded tail. **25 Pts.**

Size: Length approximately 6 3/4 inches, with corresponding symmetrical proportions. **10 Pts.**

Condition: Health, cleanliness and sound feather. Color pure and level **10 Pts.**


Total 100 Points



Section Sponsored By:

Niall Hyde, Dino Potestad

Old Varieties Canary Association USA



Welcome to the Old Varieties Canary Association

The purpose of the Old Varieties Canary Association is to promote the breeding and exhibition of the following breeds (types) of canary: Parisian Frill, Italian Giant Frill, Northern Frill, Southern Frill, Scot Fancy, Lancashire, Lizard, Belgian Fancy, Padovan Frill, Crest Bred, Fiorino Frill, Gibber Italicus Frill, Old Crested, Giboso Espanol, Red Frill, Swiss Frill.

Division 1 - Type - Section 18 - Fiorino Frill

<u>Cock Classes</u>		<u>Classes - Crested</u>	<u>Hen Classes</u>	
<u>Old</u>	<u>Young</u>		<u>Old</u>	<u>Young</u>
1801	1802	Yellow, Clear or Ticked or Grizzled Crest	1803	1804
1805	1806	Yellow Green, Variegated Crest	1807	1808
1809	1810	Yellow Cinnamon, Variegated Crest	1811	1812
1813	1814	Buff, Clear, Ticked or grizzled Crest	1815	816
1817	1818	Buff Green, Variegated Crest	1819	1820
1821	1822	Buff Cinnamon, self, Foul, or Var Crest	1823	1824
1825	1826	White, Variegated and Color Crest	1827	1828
1829	1830	Fanw, Self, Foul or Var. Crest	1831	1832
1833	1834	Any other color Crest	1835	1836
		<u>Classes - Non-Crested</u>		
1837	1838	Yellow, Clear or Tk'd or Grizzled NonCrest	1839	1840
1841	1842	Yellow Green, Var. Non- Crest	1843	1844
1845	1846	Yellow Cinnamon, Variegated NonCrest	1847	1848
1849	1850	Buff, Clear, Ticked or grizzled NonCrest	1851	1852
1853	1854	Buff Green, Variegated NonCrest	1855	1856
1857	1858	Buff Cinn., self, Foul, or Var NonCrest	1859	1860
1861	1862	White, Variegated and Color NonCrest	1863	1864
1865	1866	Fanw, Self, Foul or Var. NonCrest	1867	1868
1869	1870	Any other color Crest	1871	1872

Standard & Scale of Points



Size:	Full shape, length 13 cm. Esteemed is the inferior length, perfectly proportioned	15 points
Carriage:	Erect, head, body and tail straightly lined, horizontal angularity of 55 degrees	10 points
Plumage:	Silky, voluminous, tidy, smooth abdomen, all colors are valid	10 points
Shoulders:	Well proportioned, symmetric, voluminous, thick, wide, and spread on all back	10 points
Hips:	Voluminous (thick and wide), supported, symmetric curved upwards until they Go beyond the shoulders	10 points
Jabot,	Full symmetric, well projecting, with no upper cavity.	10 points
Head and Neck:	<u>Tufty</u> , clear tuft, central and symmetric that permits to see the eyes – <u>Smooth</u> <u>Head</u> , round head, outlined eyebrows, <u>Neck</u> smooth strong and neatly separated From the Jabot.	15 points
Wings:	Regular, feathers have to be integral, normally developed and imbricated. Well brought, adherent to the body, nor do they have to fall, nor cross one Another.	5 points
Lower Lines:	In good extension, tarsus, fingers and nails strong and regular	5 points
Tail:	Straight, compact, homogeneous, short and narrow	5 points
General Condition:	Clean, lively, healthy state.	5 points
	Total	100 points

Section Sponsored by:

Jason Gutierrez, Mike Corbeil

And Lorelle Smith

Division 1 - Type - Section 19 - AGI (Italian Giant Frill)

<u>Cock Classes</u>		<u>Classes</u>	<u>Hen Classes</u>	
<u>Old</u>	<u>Young</u>		<u>Old</u>	<u>Young</u>
1901	1902	Clear or Ticked	1903	1904
1905	1906	Variegated	1907	1908
1909	1910	Green, Self or Foul	1911	1912
1913	1914	White, Blue, Ticked or Variegated	1915	1916

Standard Description of the Italian Giant Frill

Head/Neck and "Raised Collar"

The head is rounded and very voluminous, in the shape of a hood that can be full or partial. The head derives its shape from the very important and typical characteristic of the Italian Giant Frill/Arricciato Gigante Italiano (A. G. I.) known as the "raised collar". Along the front, the "raised collar" blends neatly with the feathers of the neck and shaped in the form of a gutter. The feathers of the neck project upwards to form from behind, around the area of the nape, the "raised collar". The beak is conical with a wide base..... 15 pts

Flanks: Well developed and symmetrical, showing no looseness, with very fine and silky feathers that rise and curve to come alongside the wings.....15 pts

Size: Minimum length 21 cm, (8.3 in) with proportionate type.....10 pts

Plumage: Soft and fine, very voluminous, neat. All colors are allowed.....10 pts

Mantle and Bouquet: Composed of very broad and long feathers that part from a point on the center of the back and extend symmetrically towards the head and over the sides, to form a "rose-shaped" mantle. Fine and silky feathers, in the form of a bouquet, fall from the rump and over both sides to complete the mantle.....10 pts

Jabot and Abdomen: The feathers on the jabot converge upwards from both sides, in a forward manner, forming a "fan" that extends right up to the edge of the head collar, to show no cavity. From the abdomen, feathers project forwards and upwards to join up with the jabot, showing no cavities. The abdominal area appears very rough feathered.....10 pts

Tail: Compact, very long with "square" end, showing an abundance of long cock feathers and dense under-tail coverts.....10 pts

Position: Erect with fearless carriage, standing at an angle of not less than 60°. The tail is carried in line with the body or slightly drooped.....5 pts

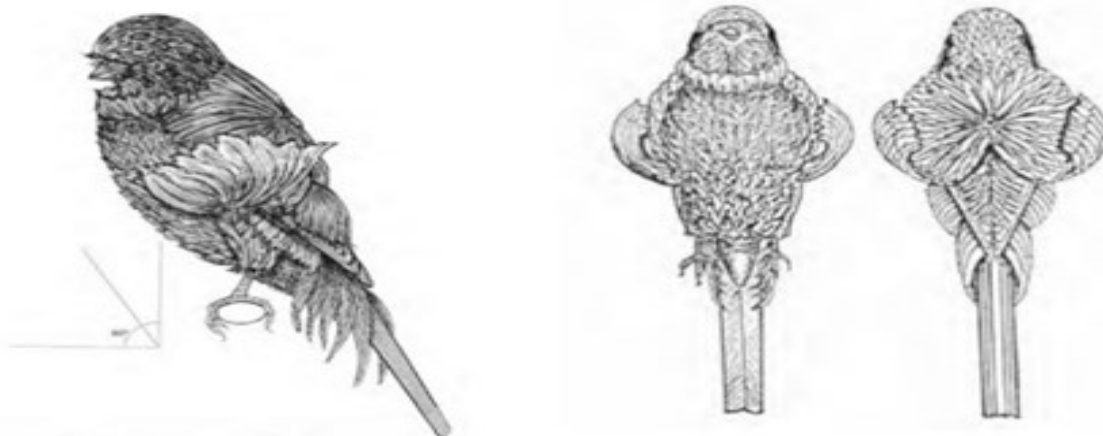
Wings: Long and even, carried close to the body. Slight crossing of the tips of the wings is allowed.....5 pts

Legs: Sturdy legs and feet, with strong grip on the perch.

Corkscrew-like nails.....5 pts

General Condition: Active, clean and healthy..... 5 pts

SHOW CAGE: Parisian Frill type show cage with 2 round perches 14 mm in diameter, 10 wires apart. The feeder to be placed on a slightly higher level than the perch.



Division 1 - Type - Section 20 - Northern Dutch Frill

<u>Cock Classes</u>		<u>Classes</u>	<u>Hen Classes</u>	
<u>Old</u>	<u>Young</u>		<u>Old</u>	<u>Young</u>
2001	2002	Clear or Ticked	2003	2004
2005	2006	Variegated	2007	2008
2009	2010	Green, Self or Foul	2011	2012
2013	2014	White, Blue, Ticked or Variegated	2015	2016

NORTHERN DUTCH FRILL

Standard and Scale of Points

LEGS AND FEET: Long thighs, normally feathered, legs not too bent..... 10 pts.

HEAD AND NECK: Slightly raised, small and without frills..... 15 pts.

SIZE: About 17 centimeters, 7-1/4 inches..... 10 pts.

MANTLE: Symmetrical, well proportioned, without any additional frilling..... 15 pts.

FLANKS: Full, bulky, even, rising towards the shoulders..... 15 pts.

BREAST: Frills symmetrical and complete..... 15 pts.

CONDITION: Healthy, clean and entire..... 10 pts.


PLUMAGE: Frills undamaged and symmetrical..... 10 pts.

TOTAL 100 pts.



Division 1 - Type - Section 21 - Milano Frill

<u>Cock Classes</u>		<u>Classes</u>	<u>Hen Classes</u>	
<u>Old</u>	<u>Young</u>		<u>Old</u>	<u>Young</u>
2101	2102	Clear or Ticked	2103	2104
2105	2106	Variegated	2107	2108
2109	2110	Green, Self or Foul	2111	2112
2113	2114	White, Blue, Ticked or Variegated	2115	2116



MILANO


Division 1 - Type - Section 22 - Parisian Frill

<u>Cock Classes</u>		<u>Classes</u>	<u>Hen Classes</u>	
<u>Old</u>	<u>Young</u>		<u>Old</u>	<u>Young</u>
2201	2202	Clear or Ticked	2203	2204
2205	2206	Variegated	2207	2208
2209	2210	Green, Self or Foul	2211	2212
2213	2214	White, Blue, Ticked or Variegated	2215	2216

PARISIAN FRILL

Standard and Scale of Points

SIZE AND SHAPE: From 19 to 22 cm. (7-1/2 to 8-1/2 in) well built.....	10 pts.
FEATHERING: Very even, fine and long, or crisp and short.....	10 pts.
POSITION: Well poised, massive and symmetrical disposition of feathers.....	10 pts.
MANTLE: Abundant and well developed, with frills reaching almost to the rump.....	15 pts.
BREAST FEATHERS: Double frills, well furnished and symmetrical.....	10 pts.
FLANKS: Symmetrical with mantle and jabot. Rising well over the wings and shoulders.....	10 pts.
HEAD AND NECK: Frills on the head of the type "Callotte" or the type "Casquette". Perfect transition from head to body.....	8 pts.
TAIL COVERTS: Falling evenly from the rump on either side.....	5 pts.
WINGS: Long and close to the body.....	5 pts.
LEGS AND FEET: Well developed. Nails like a corkscrew.....	5 pts.
TAIL: Long and large. Tips of the quills in line.....	4 pts.
CONDITION: Vigorous, with poise. General impression massive and symmetrical.....	8 pts.
TOTAL 100 pts.	



Division 1 - Type - Section 23 - Giboso Espanol

<u>Cock Classes</u>		<u>Classes</u>	<u>Hen Classes</u>	
<u>Old</u>	<u>Young</u>		<u>Old</u>	<u>Young</u>
2301	2302	Clear or Ticked	2303	2304
2305	2306	Variegated	2307	2308
2309	2310	Green, Self or Foul	2311	2312
2313	2314	White, Blue, Ticked or Variegated	2315	2316

Standard and Scale of Points

Position and Type: In the shape of a figure "1".

In working/show position the head and the neck form an angle of 45° - 60° with the body. Showing distinctly the areas of frilled and smooth feathering.....20 pts

Neck: Very long, slender, smooth feathered and projecting downwards.....20 pts

Legs: Very long and stiff, thighs devoid of feather on the front and angled slightly back.....10 pts

Jabot: Proportionate, with frilled feathers that curl inwards from both sides towards the centre, in such a manner as to expose the totally bare breast bone. Underparts to be smooth-feathered.....10 pts

Wings and Back: Long, close fitting to the body, without crossing and with the tips lying off from the body. Proportionate, with high shoulders showing symmetrical frilled feathers that fall to both sides from a central back parting to form a mantle which is sparse and close fitting to the back.....10 pts

Size: Minimum 17 cm.....10 pts


Head: Snake-like and proportionate, smooth feathered. Beak conical and proportionate.....5 pts

Tail: Proportionate, narrow, curving slightly inwards to just touch the perch.....5 pts

Fins (Flanks): Frilled feathers that part from both sides of the body to form two symmetrical small fins that curve backwards.....5 pts

General Condition: Clean and healthy, well used to the cage.....5 pts

Feather quality: tight and close-fitting over the areas of smooth feathering and sparse over the areas of frilled feathering.
Colour: All colours are allowed.....5 pts



GIBOSO

Division 1 - Type - Section 24 - Crest-Bred

<u>Cock Classes</u>		<u>Classes - Crested</u>	<u>Hen Classes</u>	
<u>Old</u>	<u>Young</u>		<u>Old</u>	<u>Young</u>
2401	2402	Crest-Bred, Clear or Ticked	2403	2404
2405	2406	Crest-Bred, Green Variegated	2407	2408
2409	2410	Crest-Bred Cinnamon Variegated	2411	2412
2413	2414	Crest-Bred White Ground Variegated	2415	2416
2417	2418	Crest-Bred, Self or Foul	2419	2420
2421	2422	Fawn Variegated	2423	2424
2425	2426	Fawn, Self or Foul	2427	2428
2429	2430	Cinnamon Variegated	2431	2432
2433	2434	Cinnamon, Self or Foul	2435	2436

Crest (Crested) or Crest bred

(Head/Neck) including Beak/Eyebrows

50 points

Plumage/Tail/Wings/Color

20 points

Shape/Size

15 points

Condition

10 points

Feet/Legs

5 points


Total

100 points

Crest Bred

The Crested Canary still has a specialist society of its own to cater for its needs because it is one of the oldest, as well as one of the most famous of English breeds. The principal feature of this variety is of course its crest but, as with other crested breeds, there are also plain headed individuals, known as Crest-bred, which form an integral part of the breed as a whole and are essential to the correct breeding procedure.

The Crested Canary is a largish bird with a profusion of feathering on head and body. It has a massive head, a short, thick neck and a broad, deep body, fairly low across the perch and with legs set well back. The crest itself can never be too large and round and it consists of broad, leafy feathers which radiate evenly all round from a small, neat centre and droop well down over the beak and eyes.



Standard Description of the Crested-Crestbred

Crest (Crested): Size and formation of the crest shall be the first consideration; a crest cannot be too large. It should consist of an abundance of broad, long and veiny feathers evenly radiated from a small center, well over eyes, beak and poll. A good crest may be flat if well filled in at the back and without splits, but a drooping or weeping crest shall have preference.

Head and Neck (Crestbred): The Crest-bred should have a large and round head, broad at every part with a small beak and an abundance of long, broad feathers commencing at entrance of beak continuing over the crown and flowing well down the poll and should be well browed. In a good Crest-bred the feathers of the crown when turned over should reach the end of the beak, and the heavy brows should give the bird a sulk appearance without brushing.

Beak: Small and neat. Eyebrows: Heavy and overhanging..... 50 pts
Plumage/Tail/Wings/Colour

Tail short and narrow.

Wings not extending beyond root of tail nor crossed at tips but fitting closely to the body. Feathers should be smooth and show no frillings on breast, cock feathers symmetrical on both sides of root of tail.

All colors are allowed except red.....20 pts

Shape: The body should in shape resemble that of the bullfinch possessing substance in proportion to its length, nicely arched, full and well circled chest, neck full and short.

Size ±17cm (6.7 in)..... 15 pts

Condition: Clean and healthy: well used to the cage..... 10 pts

Feet /Legs: Short legs with thighs and hocks well set back.....5 pts

TOTAL 100 points

SHOW CAGE: Color canaries type show cage with 2 round perches 14 mm in diameter, 12 cm apart.




Division 1 - Type - Section 25 - Lancashire

<u>Cock Classes</u>		<u>Classes - Crested</u>	<u>Hen Classes</u>	
<u>Old</u>	<u>Young</u>		<u>Old</u>	<u>Young</u>
2501	2502	Yellow Clear Crested	2503	2504
2505	2506	Buff Clear Crested	2507	2508
2509	2510	Yellow Non-Crested	2511	2512
2513	2514	Buff Non-Crested	2515	2516
2517	2518	Yellow Grizzled Crested	2519	2520
2521	2522	Buff Grizzled Crested	2523	2524
2525	2526	Yellow Grizzled Non-Crested	2527	2528
2529	2530	Buff Grizzled Non-Crested	2531	2532
2533	2534	Any Other Color	2535	2536

Old Varieties: Lancashire

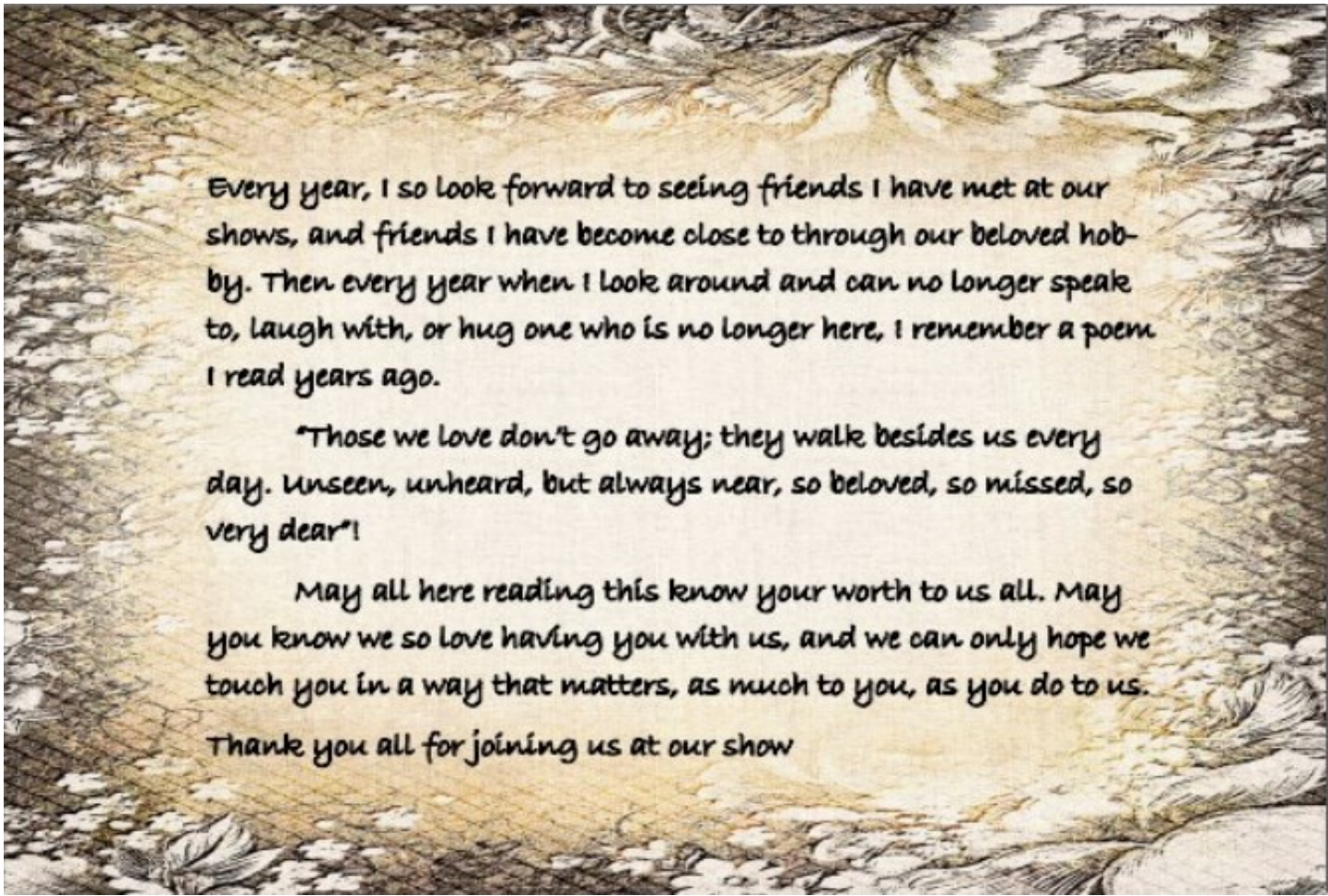
Standard & Scale of Points

Head - Cobby	30 points
Neck - for fullness and thickness	10 points
Back - round, full and long	10 points
Length of bird and substance	25 points
Position - Upstanding position and type	15 points
Condition and cleanliness	10 points
Total	100 points



Division 1- Type - Section 26 - Any Other Variety

<u>Cock Classes</u>		<u>Classes / Crested</u>	<u>Hen Classes</u>	
<u>Old</u>	<u>Young</u>		<u>Old</u>	<u>Young</u>
2601	2602	Belgian Fancy - All	2603	2604
2605	2606	Harlequin - All	2607	2608
2609	2610	Hartz Canary - All	2611	2612
2613	2614	Gibber Italicus - All	2615	2616
2617	2618	Any Other Variety - All	2619	2620



Every year, I so look forward to seeing friends I have met at our shows, and friends I have become close to through our beloved hobby. Then every year when I look around and can no longer speak to, laugh with, or hug one who is no longer here, I remember a poem I read years ago.

**Those we love don't go away; they walk besides us every day. Unseen, unheard, but always near, so beloved, so missed, so very dear*!*

May all here reading this know your worth to us all. May you know we so love having you with us, and we can only hope we touch you in a way that matters, as much to you, as you do to us.

Thank you all for joining us at our show

Type Canary Breeds, World Recognized Today

Smooth Feathered

- a) Portuguese Harlequin
 - Crested (Poupa)
 - Non-Crested (par)
 - b) Bernois
 - c) Border
 - d) Bossi belge
 - e) Crest
 - Crested
 - Crestbred
 - f) Fife Fancy
 - g) Gloster
 - Corona
 - Consort
 - h) Japanese Hoso
 - i) German crested
 - j) Irish Fancy
 - k) Lancashire
 - Crested
 - Non-crested
 - l) Lizard
 - Blue (White ground)
 - Golden (intensive, intensive red)
 - Silver (non-intensive, non-intensive red)
 - m) Llarguet Español
 - n) Münchener
 - o) Raza Española
 - p) Norwich
 - q) Rheinländer
 - Crested
 - Non-crested
 - r) Scotch Fancy
 - s) Salentino
 - Crested
 - Non-crested
 - t) Yorkshire
- 2) New breeds in recognition
- a) Benacus, London Fancy, Persia Rasmi

Type Canary Breeds, World Recognized Today

Frilled Feathered

Colors

- a. A.G.I.
- b. Fiorino
 - Crested
 - Non-crested
- c. Parisian Frill
- d. Swiss Frill
- e. Southern Frill
- f. Northern Frill
- g. Giraldillo Sevillano
- h. Gibber Italicus
- i. Giboso Español
- j. Mehringer
- k. Mélado Tinerfeño
- l. Padovan
 - Crested
 - Non-crested
- m. Rogetto

Red factor allowed	Red factor not allowed
AGI	Bernois
Portuguese Harlequin	Border Fancy
Fiorino	Bossu Belge
Northern Frill	Crestbred
Parisian Frill	Crested
Southern Frill	Fife Fancy
Gibber Italicus	Swiss Frill
Giboso Español	Gloster Consort
German Crested	Gloster Corona
Japanese Hoso	Irish Fancy
Lizard	Lancashire
Larguet	Münchener
Mehringer	Raza Española
Mélado Tinerfeño	Scotch Fancy
Norwich	
Padovan	
Rheinländer	
Rogetto	
Il Salentino	
Yorkshire	



Breed and country of origin

England

Scotch Fancy 	Border Fancy 	Fife Fancy 
Norwich 	Yorkshire 	Gloster Fancy 
Crest 	Lancashire 	Ireland
Lizard 	London Fancy 	Irish Fancy 

Italy

AGI 	Padovan 	Fiorino 
Gibber Italicus 	Il Salentino	Rogetto 

Spain

<p>Raza Española</p> 	<p>Giboso Español</p> 	<p>Melado Tinerfeño</p> 
<p>Llarguet Español</p> 	<p>Giraldillo Sevillano</p> 	

Germany

<p>Munichois</p> 	<p>German Crested</p> 	<p>Mehringer</p> 
	<p>Rheinländer</p> 	

France

<p>Parisian Frill</p> 	<p>Northern Frill</p> 	<p>Southern Frill</p> 
---	---	---

Switzerland

Swiss Frill



Bernois



Belgium

Bossu Belge



Japan / Belgium

Japanese Hoso



Portuguese

Portuguese Harlequin



Shape and Size

Characteristics

Typical shape and size of the variety according to the standard

Penalizing defects not corresponding to the standard of the breed:

- Size: smaller or larger
- Head: flattened or too small, or on the contrary too large and heavy in proportion to the body
- Back: concave or convex not corresponding to the breed standard
- Chest: flat or narrow or prominent and massive
- Trunk: too thin or too massive
- Legs: too long with a thin tibia and visible thighs, or too short or covered with plumage from the abdomen

A way of measuring the size of a canary

- For breeds of "normal" position; will be measured by the existing distance between the top of the head and the tip of the tail.
- For breeds with an "angular" position; it is the sum of the lengths from the tip of the beak to the highest part of the shoulders plus the length of the beak to the tip of the tail.
- For "elliptical" breeds; it is the sum of the lengths formed from the tip of the beak to the shoulders, from there to the base of the tail and from there to the tip of the tail.
- For 'bowed' breeds, this is the length of the arc from the top of the head to the tip of the tail





Florida Canary Fanciers

The Florida Canary Fanciers also hosts a Facebook group where folks interested in canaries can interact and post photos, questions, and comments on numerous canary-related topics.

Members of this group are encouraged to ask questions, enjoy conversations, and share experiences. You do not have to be a member of the Florida Canary Fanciers club in order to be a member of the Facebook group.

We also have a mentorship program through the Facebook group to connect individuals who need help in understanding any aspect of the hobby with a mentor who has expertise in that area. This mentorship between group members builds friendships, shares knowledge, and helps each other be successful in the hobby.



• Visit our Facebook Group at: www.facebook.com/groups/FCF.INC/



Divisions 2, 3, and 4 :

Colorbred Canaries

Division 2: Colorbred Lipochrome

Section 1—Intensive Red

Section 2—Frost Red

Section 3—Intensive Yellow

Section 4—Frost Yellow

Section 5—White Ground, Dominant or Recessive

Section 6—Ivory

Section 7—Mosaic Male

Section 8—Mosaic Female

Division 3: Colorbred Classic Melanin

Section 1—Black Intensive Red (Including Ivory) Section 2—Black Frost Red (Including Ivory)

Section 3—Brown Red (Including Ivory) Section 4—Agate Red & Isabel Red (Including Ivory)

Section 5—Black Intensive Yellow (Including Ivory) Section 6—Black Frost Yellow (Including Ivory)

Section 7—Brown Yellow (Including Ivory) Section 8—Agate Yellow & Isabel Yellow (Including Ivory)

Section 9—Black White Section 10—Brown White Section 11—Agate White & Isabel White

Section 12—Classic Melanin Mosaic Male Section 13—Classic Melanin Mosaic Female

Division 4: Colorbred New Color Melanin

Section 1—Opal—All Ground Colors

Section 2—Ino All Ground Colors

Section 3—Satinette—All Ground Colors

Section 4—Pastel—All Ground Colors

Section 5—Red & Yellow Melanin Mosaic Male

Section 6—Red & Yellow Melanin Female

Section 7—Melanin New Mutations

LIPOCHROME COLORBRED CANARIES

(All Clear Birds, No Melanin)

Recommended by the National Colorbred Association

Lipochrome color.....	50 pts.
Position.....	10 pts.
Size.....	10 pts.
Conformation.....	10 pts.
Feather.....	15 pts.
Condition.....	5 pts.
TOTAL	100 pts.

MELANIN COLORBRED CANARIES

CLASSIC CANARIES

Recommended by the National Colorbred Association

Melanin Pigment.....	30 pts.
Ground Color.....	20 pts.
Position.....	10 pts.
Size.....	10 pts.
Conformation.....	10 pts.
Feather.....	15 pts.
Condition.....	5 pts.
TOTAL	100 pts.


MELANIN COLORBRED

NEW COLOR CANARIES

NEW COLOR MELANIN CANARIES

Recommended by the National Colorbred Association

Melanin Pigment.....	30 pts.
Ground Color.....	20 pts.
Position.....	10 pts.
Size.....	10 pts.
Conformation.....	10 pts.
Feather.....	15 pts.
Condition.....	5 pts.
TOTAL	100 pts.



Official Colorbred Score Sheet

OFFICIAL COLORBRED SCORE SHEET

DATE _____ CAGE NO. _____
SHOW _____
BREED _____
COLOR _____
DIVISION _____ SECTION _____ CLASS _____
CITY _____ PROV. _____

AWARDING OF POINTS

COLOR	REMARKS
LIPOCHROME (max.50) _____ Pts.	
or MELANIN FORMING PIGMENT (30)	
(max.50) _____ Pts.	
GROUND COLOR (20)	
POSITION (max.10) _____ Pts.	
CONFORMATION (max.10) _____ Pts.	
SIZE (max.10) _____ Pts.	
FEATHERING (max.15) _____ Pts.	
CONDITION (max.5) _____ Pts.	
TOTAL AWARDED _____ Pts.	

JUDGE'S SIGNATURE

JUDGES'S COMMENTS

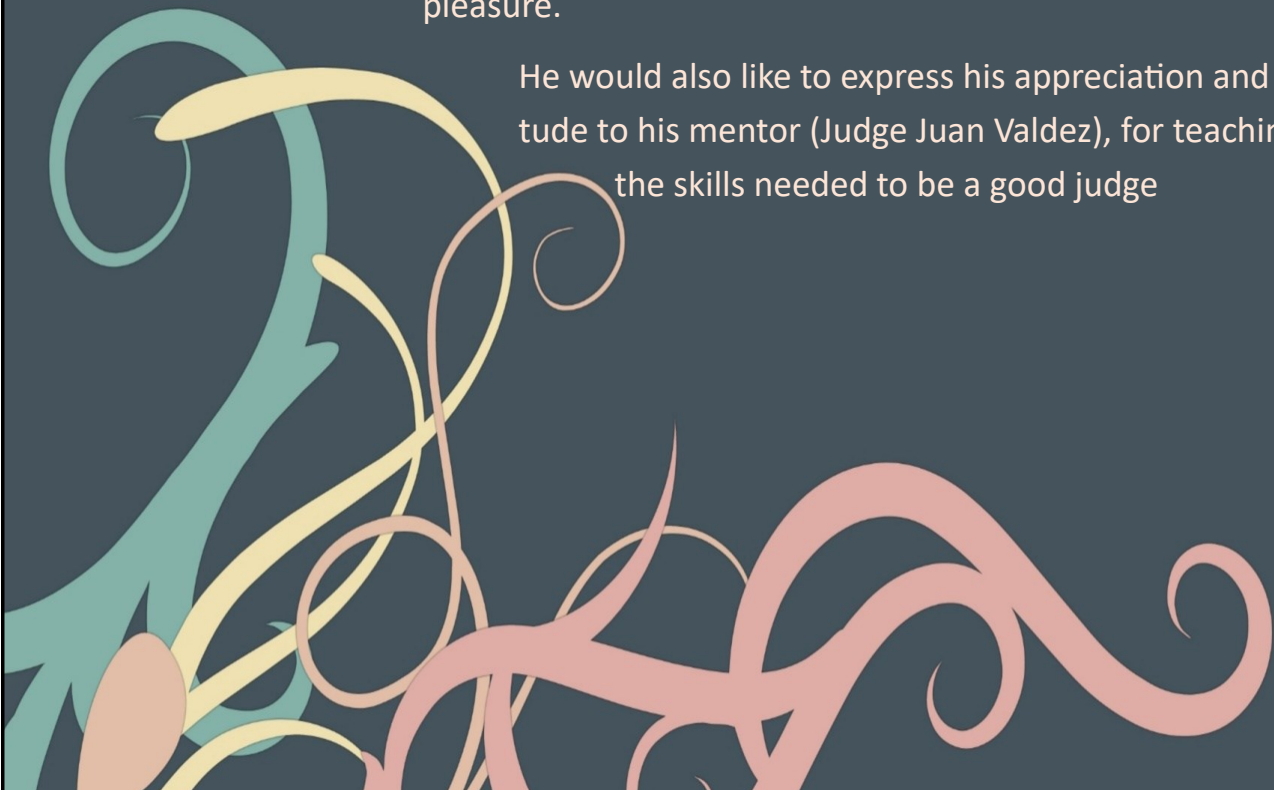
Colorbred Judge—Lipochrome David Cabrera



David Cabrera resides in South Carolina with his family. He has been a Canary Breeder for over 25 years. He has gained recognition over those 25 years, specializing on Red and Yellow Canaries. Currently he is a breeder of the following type canaries: White, Rose Ivory, Yellow and Red Canaries .

He has been an accomplished breeder earning “Best in Show” throughout the years and at different regional national shows. He has had the honor to judge in the following locations: Puerto Rico, New York and various times in Canada. He has also had the pleasure of judging alongside other well-known judges. Throughout his 25 years of breeding and judging shows, he has not only expanded his knowledge. But also, gaining this experience has brought him great happiness and pleasure.

He would also like to express his appreciation and gratitude to his mentor (Judge Juan Valdez), for teaching him the skills needed to be a good judge



Colorbred—Melanin and New Color Melanin

Judge:

Radames Fernandez Valdes



My name is Radame Fernandez Valdes. I was born in Cuba where my affection for animals, and especially canaries began at a very young age. At 16 I started my active memberships in Municipal and Provincial clubs and by 1990 began my continuous participation in Show competitions in 2000.

In 2002, I began my preparations with formative courses for judging (ANJOC). In November of 2004, received my diploma and membership in the College of Judges. I began judging canaries at numerous shows in 2005 through 2012. I decided to come back to the US as quickly as possible and contacted the clubs joining and participating as a steward at the shows. I trained under NCA judges participating in different shows and also had the honor of being selected as the Lipochrome judge for the 73rd National Cage Bird Show in Tulsa, OK in 2021.

Thank you, very much for giving me the opportunity to judge at your 2024 Florida Canary Fanciers show.

Tadame Fernandez Valdes

Division 2 – Colorbred Lipochrome

Class

Section 1 – Intense Red

101	Intense Red
102	Intense Rubino

Section 2 – Frost Red

201	Frost Red
202	Frost Rubino

Section 3 – Intense Yellow

301	Intense Yellow
302	Intense Lutino

Section 4 – Frost Yellow

401	Frost Yellow
402	Frost Lutino

Section 5 – White Ground, Dominant or Recessive

501	White Dominant
502	White Recessive
503	Albino (Dominant or Recessive)

Section 6 – Ivory

601	Intense Red Ivory
602	Frost Red Ivory
603	Intense or Frost Red Ivory White Wing
604	Intense or Frost Rubino Ivory
605	Intense Yellow Ivory
606	Frost Yellow Ivory
607	Intense or Frost Yellow Ivory White Wing
608	Intense or Frost Lutino Ivory

Section 7 – Mosaic Male

701	Mosaic Red Male
702	Mosaic Red Ivory Male
703	Mosaic Rubino Male
704	Mosaic Yellow Male
705	Mosaic Yellow Ivory Male
706	Mosaic Lutino Male

Section 8 – Mosaic Female

801	Mosaic Red Female
802	Mosaic Red Ivory Female
803	Mosaic Rubino Female
804	Mosaic Yellow Female
805	Mosaic Yellow Ivory Female
806	Mosaic Lutino Female

Division 3 – Colorbred Classic Melanin

Class

Section 1 – Black Intense Red (Including Ivory)

101	Black Intense Red
102	Black Intense Red Ivory

Section 2 – Black Frost Red (Including Ivory)

201	Black Frost Red
202	Black Frost Red Ivory

Section 3 – Brown Red (Including Ivory)

301	Brown Intense Red
302	Brown Frost Red
303	Brown Intense or Frost Red Ivory

Section 4 – Agate Red & Isabel Red (Including Ivory)

401	Agate Intense Red
402	Agate Frost Red
403	Agate Intense or Frost Red Ivory
404	Isabel Intense Red
405	Isabel Frost Red
406	Isabel Intense or Frost Red Ivory

Section 5 – Black Intense Yellow (Including Ivory)

501	Black Intense Yellow
502	Black Intense Yellow Ivory

Section 6 – Black Frost Yellow (Including Ivory)

601	Black Frost Yellow
602	Black Frost Yellow Ivory

Section 7 – Brown Yellow (Including Ivory)

701	Brown Intense Yellow
702	Brown Frost Yellow
703	Brown Intense or Frost Yellow Ivory

Section 8 – Agate Yellow & Isabel Yellow (Including Ivory)

801	Agate Intense Yellow
802	Agate Frost Yellow
803	Agate Intense or Frost Red Yellow
804	Isabel Intense Yellow
805	Isabel Frost Yellow
806	Isabel Intense or Frost Yellow Ivory

Division 3 – Colorbred Classic Melanin

Class

Section 9 – Black White

901 Black White

Section 10 – Brown White

1001 Brown White

Section 11 – Agate White & Isabel White

1101 Agate White

1102 Isabel White

Section 12 – Classic Melanin Mosaics Male

1201 Black Mosaic Red Male; Black Mosaic Red Ivory Male

1202 Brown Mosaic Red Male; Brown Mosaic Red Ivory Male

1203 Agate Mosaic Red Male; Agate Mosaic Red Ivory Male

1204 Isabel Mosaic Red Male; Isabel Mosaic Red Ivory Male

1205 Black Mosaic Yellow Male; Black Mosaic Yellow Ivory Male

1206 Brown Mosaic Yellow Male; Brown Mosaic Yellow Ivory Male

1207 Agate Mosaic Yellow Male; Agate Mosaic Yellow Ivory Male

1208 Isabel Mosaic Yellow Male; Isabel Mosaic Yellow Ivory Male

Section 13 – Classic Melanin Mosaics Female

1301 Black Mosaic Red Female; Black Mosaic Red Ivory Female

1302 Brown Mosaic Red Female; Brown Mosaic Red Ivory Female

1303 Agate Mosaic Red Female; Agate Mosaic Red Ivory Female

1304 Isabel Mosaic Red Female; Isabel Mosaic Red Ivory Female

1305 Black Mosaic Yellow Female; Black Mosaic Yellow Ivory Female

1306 Brown Mosaic Yellow Female; Brown Mosaic Yellow Ivory Female

1307 Agate Mosaic Yellow Female; Agate Mosaic Yellow Ivory Female

1308 Isabel Mosaic Yellow Female; Isabel Mosaic Yellow Ivory Female

Division 4 – Colorbred New Color Melanin

Class

Section 1 – Opal – All Ground Colors

101	Opal Black Intense or Frost Red; Opal Black Intense or Frost Red Ivory
102	Opal Black Intense or Frost Yellow; Opal Black Intense or Frost Yellow Ivory
103	Opal Black White
104	Opal Brown Intense or Frost Red; Opal Brown Intense or Frost Red Ivory
105	Opal Brown Intense or Frost Yellow; Opal Brown Intense or Frost Yellow Ivory
106	Opal Brown White
107	Opal Agate Intense or Frost Red; Opal Agate Intense or Frost Red Ivory
108	Opal Agate Intense or Frost Yellow; Opal Agate Intense or Frost Yellow Ivory
109	Opal Agate White
110	Opal Isabel Intense or Frost Red; Opal Isabel Intense or Frost Red Ivory
111	Opal Isabel Intense or Frost Yellow; Opal Isabel Intense or Frost Yellow Ivory
112	Opal Isabel White

Section 2 – Ino – All Ground Colors

201	Ino Intense or Frost Red; Ino Intense or Frost Red Ivory
202	Ino Intense or Frost Yellow; Ino Intense or Frost Yellow Ivory
203	Ino White

Section 3 – Satinette – All Ground Colors

301	Satinette Intense or Frost Red; Satinette Intense or Frost Red Ivory
302	Satinette Intense or Frost Yellow; Satinette Intense or Frost Yellow Ivory
303	Satinette White

Section 4 – Pastel – All Ground Colors

401	Pastel Black Intense or Frost Red; Pastel Black Intense or Frost Red Ivory
402	Pastel Black Intense or Frost Yellow; Pastel Black Intense or Frost Yellow Ivory
403	Pastel Black White
404	Pastel Brown Intense or Frost Red; Pastel Brown Intense or Frost Red Ivory
405	Pastel Brown Intense or Frost Yellow; Pastel Brown Intense or Frost Yellow Ivory
406	Pastel Brown White
407	Pastel Agate Intense or Frost Red; Pastel Agate Intense or Frost Red Ivory
408	Pastel Agate Intense or Frost Yellow; Pastel Agate Intense or Frost Yellow Ivory
409	Pastel Agate White
410	Pastel Isabel Intense or Frost Red; Pastel Isabel Intense or Frost Red Ivory
411	Pastel Isabel Intense or Frost Yellow; Pastel Isabel Intense or Frost Yellow Ivory
412	Pastel Isabel White
413	Pastel Black Grey Wing Intense or Frost Red; Pastel Black Grey Wing Intense or Frost Red Ivory
414	Pastel Black Grey Wing Intense or Frost Yellow; Pastel Black Grey Wing Intense or Frost Yellow Ivory
415	Pastel Black Grey Wing White

Division 4 – Colorbred New Color Melanin

Class

Section 5 – Red & Yellow Melanin Mosaic Male

501	Black Pastel Mosaic Red Male; Black Pastel Mosaic Red Ivory Male
502	Black Pastel Mosaic Yellow Male; Black Pastel Mosaic Yellow Ivory Male
503	Black Grey Wing Mosaic Red Male; Black Grey Wing Mosaic Red Ivory Male
504	Black Grey Wing Mosaic Yellow Male; Black Grey Wing Mosaic Yellow Ivory Male
505	Agate Pastel Mosaic Red Male; Agate Pastel Mosaic Red Ivory Male
506	Agate Pastel Mosaic Yellow Male; Agate Pastel Mosaic Yellow Ivory Male
507	Brown Pastel Mosaic Red Male; Brown Pastel Mosaic Red Ivory Male
508	Brown Pastel Mosaic Yellow Male; Brown Pastel Mosaic Yellow Ivory Male
509	Isabel Pastel Mosaic Red Male; Isabel Pastel Mosaic Red Ivory Male
510	Isabel Pastel Mosaic Yellow Male; Isabel Pastel Mosaic Yellow Ivory Male
511	Satinette Mosaic Red Male; Satinette Mosaic Red Ivory Male
512	Satinette Mosaic Yellow Male; Satinette Mosaic Yellow Ivory Male
513	Agate Opal Mosaic Red Male; Agate Opal Mosaic Red Ivory Male
514	Agate Opal Mosaic Yellow Male; Agate Opal Mosaic Yellow Ivory Male
515	Brown Opal Mosaic Red Male; Brown Opal Mosaic Red Ivory Male
516	Brown Opal Mosaic Yellow Male; Brown Opal Mosaic Yellow Ivory Male
517	Ino Mosaic Red Male; Ino Mosaic Red Ivory Male
518	Ino Mosaic Yellow Male; Ino Mosaic Yellow Ivory Male
519	Topaz Mosaic Red Male; Topaz Mosaic Red Ivory Male
520	Topaz Mosaic Yellow Male; Topaz Mosaic Yellow Ivory Male
521	Onyx Mosaic Red Male; Onyx Mosaic Red Ivory Male
522	Onyx Mosaic Yellow Male; Onyx Mosaic Yellow Ivory Male
523	Phaeo Mosaic Red Male; Phaeo Mosaic Red Ivory Male
524	Phaeo Mosaic Yellow Male; Phaeo Mosaic Yellow Ivory Male
525	Eumo Mosaic Red Male; Eumo Mosaic Red Ivory Male
526	Eumo Mosaic Yellow Male; Eumo Mosaic Yellow Ivory Male
527	Black Cobalt Mosaic Red Male; Black Cobalt Mosaic Red Ivory Male
528	Black Cobalt Mosaic Yellow Male; Black Cobalt Mosaic Yellow Ivory Male
529	Brown Cobalt Mosaic Red Male; Brown Cobalt Mosaic Red Ivory Male
530	Brown Cobalt Mosaic Yellow Male; Brown Cobalt Mosaic Yellow Ivory Male
531	Agate Cobalt Mosaic Red Male; Agate Cobalt Mosaic Red Ivory Male
532	Agate Cobalt Mosaic Yellow Male; Agate Cobalt Mosaic Yellow Ivory Male
533	Black Jaspe Mosaic Red Male; Black Jaspe Mosaic Red Ivory Male
534	Black Jaspe Mosaic Yellow Male; Black Jaspe Mosaic Yellow Ivory Male
535	Brown Jaspe Mosaic Red Male; Brown Jaspe Mosaic Red Ivory Male
536	Brown Jaspe Mosaic Yellow Male; Brown Jaspe Mosaic Yellow Ivory Male
537	Agate Jaspe Mosaic Red Male; Agate Jaspe Mosaic Red Ivory Male
538	Agate Jaspe Mosaic Yellow Male; Agate Jaspe Mosaic Yellow Ivory Male

Division 4 – Colorbred New Color Melanin

Class

Section 6 – Red & Yellow Melanin Mosaic Female

601	Black Pastel Mosaic Red Female; Black Pastel Mosaic Red Ivory Female
602	Black Pastel Mosaic Yellow Female; Black Pastel Mosaic Yellow Ivory Female
603	Black Grey Wing Mosaic Red Female; Black Grey Wing Mosaic Red Ivory Female
604	Black Grey Wing Mosaic Yellow Female; Black Grey Wing Mosaic Yellow Ivory Female
605	Agate Pastel Mosaic Red Female; Agate Pastel Mosaic Red Ivory Female
606	Agate Pastel Mosaic Yellow Female; Agate Pastel Mosaic Yellow Ivory Female
607	Brown Pastel Mosaic Red Female; Brown Pastel Mosaic Red Ivory Female
608	Brown Pastel Mosaic Yellow Female; Brown Pastel Mosaic Yellow Ivory Female
609	Isabel Pastel Mosaic Red Female; Isabel Pastel Mosaic Red Ivory Female
610	Isabel Pastel Mosaic Yellow Female; Isabel Pastel Mosaic Yellow Ivory Female
611	Satinette Mosaic Red Female; Satinette Mosaic Red Ivory Female
612	Satinette Mosaic Yellow Female; Satinette Mosaic Yellow Ivory Female
613	Agate Opal Mosaic Red Female; Agate Opal Mosaic Red Ivory Female
614	Agate Opal Mosaic Yellow Female; Agate Opal Mosaic Yellow Ivory Female
615	Brown Opal Mosaic Red Female; Brown Opal Mosaic Red Ivory Female
616	Brown Opal Mosaic Yellow Female; Brown Opal Mosaic Yellow Ivory Female
617	Ino Mosaic Red Female; Ino Mosaic Red Ivory Female
618	Ino Mosaic Yellow Female; Ino Mosaic Yellow Ivory Female
619	Topaz Mosaic Red Female; Topaz Mosaic Red Ivory Female
620	Topaz Mosaic Yellow Female; Topaz Mosaic Yellow Ivory Female
621	Onyx Mosaic Red Female; Onyx Mosaic Red Ivory Female
622	Onyx Mosaic Yellow Female; Onyx Mosaic Yellow Ivory Female
623	Phaeo Mosaic Red Female; Phaeo Mosaic Red Ivory Female
624	Phaeo Mosaic Yellow Female; Phaeo Mosaic Yellow Ivory Female
625	Eumo Mosaic Red Female; Eumo Mosaic Red Ivory Female
626	Eumo Mosaic Yellow Female; Eumo Mosaic Yellow Ivory Female
627	Black Cobalt Mosaic Red Female; Black Cobalt Mosaic Red Ivory Female
628	Black Cobalt Mosaic Yellow Female; Black Cobalt Mosaic Yellow Ivory Female
629	Brown Cobalt Mosaic Red Female; Brown Cobalt Mosaic Red Ivory Female
630	Brown Cobalt Mosaic Yellow Female; Brown Cobalt Mosaic Yellow Ivory Female
631	Agate Cobalt Mosaic Red Female; Agate Cobalt Mosaic Red Ivory Female
632	Agate Cobalt Mosaic Yellow Female; Agate Cobalt Mosaic Yellow Ivory Female
633	Black Jaspe Mosaic Red Female; Black Jaspe Mosaic Red Ivory Female
634	Black Jaspe Mosaic Yellow Female; Black Jaspe Mosaic Yellow Ivory Female
635	Brown Jaspe Mosaic Red Female; Brown Jaspe Mosaic Red Ivory Female
636	Brown Jaspe Mosaic Yellow Female; Brown Jaspe Mosaic Yellow Ivory Female
637	Agate Jaspe Mosaic Red Female; Agate Jaspe Mosaic Red Ivory Female
638	Agate Jaspe Mosaic Yellow Female; Agate Jaspe Mosaic Yellow Ivory Female

Division 4 – Colorbred New Color Melanin

Class

Section 7 – Melanin New Mutations

701	Topaz Intense or Frost Red; Topaz Intense or Frost Red Ivory
702	Topaz Intense or Frost Yellow; Topaz Intense or Frost Yellow Ivory
703	Topaz White
704	Onyx Intense or Frost Red; Onyx Intense or Frost Red Ivory
705	Onyx Intense or Frost Yellow; Onyx Intense or Frost Yellow Ivory
706	Onyx White
707	Phaeo Intense or Frost Red; Phaeo Intense or Frost Red Ivory
708	Phaeo Intense or Frost Yellow; Phaeo Intense or Frost Yellow Ivory
709	Phaeo White
710	Eumo Intense or Frost Red; Eumo Intense or Frost Red Ivory
711	Eumo Intense or Frost Yellow; Eumo Intense or Frost Yellow Ivory
712	Eumo White
713	Black Cobalt Intense or Frost Red; Black Cobalt Intense or Frost Red Ivory
714	Black Cobalt Intense or Frost Yellow; Black Cobalt Intense or Frost Yellow Ivory
715	Black Cobalt White
716	Brown Cobalt Intense or Frost Red; Brown Cobalt Intense or Frost Red Ivory
717	Brown Cobalt Intense or Frost Yellow; Brown Cobalt Intense or Frost Yellow Ivory
718	Brown Cobalt White
719	Agate Cobalt Intense or Frost Red; Agate Cobalt Intense or Frost Red Ivory
720	Agate Cobalt Intense or Frost Yellow; Agate Cobalt Intense or Frost Yellow Ivory
721	Agate Cobalt White
722	Black Jaspe Intense or Frost Red; Black Jaspe Intense or Frost Red Ivory
723	Black Jaspe Intense or Frost Yellow; Black Jaspe Intense or Frost Yellow Ivory
724	Black Jaspe White
725	Brown Jaspe Intense or Frost Red; Brown Jaspe Intense or Frost Red Ivory
726	Brown Jaspe Intense or Frost Yellow; Brown Jaspe Intense or Frost Yellow Ivory
727	Brown Jaspe White
728	Red Siskin Cross
729	Any Other Color

Colorbred Colors



Lipochromic Canaries



Black Canaries



Brown Canaries



Agate Canaries

Colorbreds



Isabel Canaries



Pastel Canaries



Opal Canaries



Phaeo Ino Canaries

Colorbreds



Satinette Canaries



Gray Wings Canaries



Topaz Canaries

Finch and Softbill Judge

Laura Tinker



Laura Tinker, Panel Judge (New York)

Laura's first birds were cockatiels in the mid-80's, and today she keeps a collection of finches, canaries and hookbills. She began showing birds in 1993 and over the years has made top bench at the National with finches, lovebirds and five canaries. She won her first Higgins in 2016 in the Finch and Softbill division. She also championed one of her parrots, a blue front amazon. Laura has been judging finches and softbills with NFSS since 2003 and currently serves as the NFSS Judge's Panel Director, a board position she has held since 2016. She is also an NCS cockatiel judge and she judges parrots with NAPS. She has judged birds in and around the United States, Puerto Rico and Canada. Some assignments have included judging NBS for both finches and parrots, the Canadian National Bird Show for finches, the NCS Cockatiel specialty show, and AFA shows for finches, cockatiels and parrots. Laura is originally from Massachusetts and has made New York state her home for the last 24 years. She has a Bachelor of Science degree in Animal Science and works in the healthcare diagnostics industry. Laura is delighted to return to the Florida Canary Fancier's show and looks forward to seeing more beautiful finches and softbills.



NATIONAL FINCH & SOFTBILL SOCIETY



National Finch and Softbill Society Membership Application

Please print clearly

Primary Member First & Last Name _____

Primary Member's Email Address _____

Dual Member's First & Last Name _____

Dual Member's Email Address _____

Mailing address _____

City _____ State _____ Zip _____ Country _____

Area code _____ Phone _____ *(in case we have questions)*

New Membership
 Renewal
 Junior Membership *(for children 6 to 18 yrs.)*
 Date of Birth: ____/____/____

If renewal list your NFSS# _____ If dual, 2nd NFSS# _____

Aviary Name _____

How did you hear about us? _____

Check here to receive:
 Advertising Packet
 Club Affiliation Packet Application

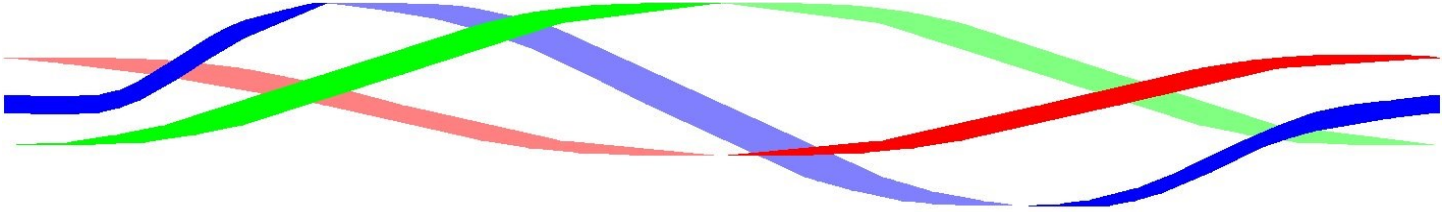
Application date ____/____/____ Check# _____

Number of yrs.	Single USA	Dual USA	Junior USA	Foreign**
1 →	30.00	35.00	10.00	42.00
3 →	85.00	99.00		
5 →	140.00	165.00		
Lifetime →	600.00	1100.00		

****Foreign members wishing to receive the Journal electronically instead of by mail, may join/renew at the US rates.**

Please print this application out and mail with check or money order [US Funds]
Make Check Payable to NFSS and Mail Application to:

Sara Roberts, NFSS Treasurer - 720 Live Oak Lane - Pinole, Ca. 94564 - USA

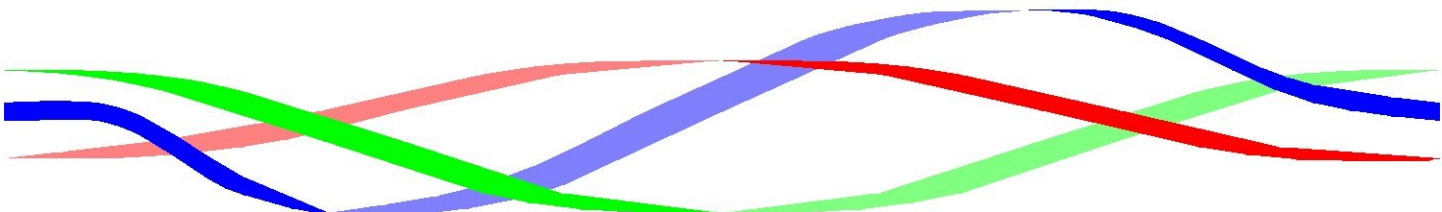


With Great Joy and Honor, we the Florida Canary Fanciers welcome the First Coast Finch and Softbill Society as our partner and as the official sponsor of the Finch and Softbill Division at this years show.



Club Contact: Lauren Ogburn
Contact Email: sunbay@comcast.net
Email: fcfss@comcast.net

Visit us on Facebook!
[https://www.facebook.com/
groups/741481045954704](https://www.facebook.com/groups/741481045954704)



First Coast Finch & Softbill Society

Division 5

Finch and Softbill Sections and Classes



National Finch and Softbill Society Approved Show Classifications

Updated 02/2017

For Exhibitors and Affiliated Clubs:

All finch and softbill entries must be supplied by the exhibitors with appropriate food and water. No drinker or waterers are to be removed from cages during judging. Local show officials must not allow the exhibition of federally or locally illegal entries.

Young Class

Old Class

SECTION ONE – SOFTBILLS

Nectarines

100	Hummingbirds	101
102	<u>Dacnis</u>	103
104	Sunbirds	105
106	Honeycreepers/Sugarbirds	107
108	White Eyes (<u>Zosterops</u>)	109
110	Bananaquits	111
112	Any Other Variety (AOV)	113

Mynah Birds

114	Indian Hill Mynahs	115
116	Dumont Mynah	117
118	Pagoda Mynah	119
120	Any Other Variety (AOV)	121

Small Softbills

122	Starlings	123
124	Bulbuls	125
126	Pekin Robin	127
128	Silver-eared <u>Mesias</u>	129
130	Thrushes	131
132	Tanagers	133
134	Leaf birds	135
136	Barbets	137
138	Any Other Variety (AOV)	139

Large Softbills

140	Toucans	141
142	<u>Toucanettes</u>	143
144	Touracos	145
146	Jays & Magpies	147
148	Hornbills	149
150	Any Other Variety (AOV)	151

Young Class**Old Class****SECTION TWO – ZEBRA FINCHES****Normal Zebra**

200	Normal Gray Cock	201
202	Normal Gray Hen	203

Fawn Zebra

204	Fawn Cock	205
206	Fawn Hen	207

Chestnut Flanked White Zebra

208	Chestnut-flanked White Cock	209
210	Chestnut-flanked White Hen	211
212	Chestnut Flanked Continental Cock	213
214	Chestnut Flanked Continental Hen	215

Other Variety Zebras

216	White	217
218	Pied	219
220	Dominant Silver	221
222	Dominant Cream	223
224	Penguin	225
226	Light back	227

Rarer Variety Zebras

228	Black-breasted	229
230	Orange-breasted	231
232	Crested, any color	233
234	Black-faced	235
236	Black Cheeked	237
238	Gray / Fawn Cheeked	239
240	<u>Phaeo</u>	241
242	Florida Fancy	243
244	Any Other Variety (AOV)	245

SECTION THREE – GOULDIAN FINCHES

Enter bird in highest class number that covers any of the bird's visible features

Normal Gouldian

300	Red-headed Normal Cock	301
302	Red-headed Normal Hen	303
304	Black-headed Normal Cock	305
306	Black-headed Normal Hen	307
308	Orange-headed Normal Cock	309
310	Orange-headed Normal Hen	311

Young Class**Old Class****Normal Gouldian with Other Color Breast**

312	Red-headed Normal with White Breast	313
314	Black-headed Normal with White Breast	315
316	Orange-headed Normal with White Breast	317
318	Normal Gouldian with Other color Breast	319

Yellow Bodied Gouldian

320	Yellow Bodied with Purple Breast	321
322	Yellow Bodied with White Breast	323
324	Yellow Bodied with Other Color Breast	325

Blue Bodied Gouldian

326	Blue Bodied Gouldian	327
-----	----------------------	-----

Any Other Variety

328	Dilute	329
330	Silver	331
332	Any Other Variety (AOV)	333

SECTION FOUR – OTHER AUSTRALIAN FINCHES**Pintailed Type**

400	Normal <u>Shafftail</u>	401
402	Mutation <u>Shafftail</u>	403
404	Masked	405
406	Parsons	407
408	Any Other Variety (AOV)	409

Grass finches

410	Diamond Sparrow	411
412	Mutation Diamond Sparrow	413
414	Cherry Finch (<u>Plumhead</u>)	415
416	Bicheno (Owl)	417
418	Star Finch	419
420	Mutation Star Finch	421
422	Painted	423
424	Crimson (blood Finch)	425
426	Any Other Variety (AOV)	427

Waxbill/ Mannikin

428	Chestnut-breasted	429
430	<u>Pictorella</u>	431
432	Any Other Variety (AOV)	433

SECTION FIVE – INDO-PACIFIC FINCHES**Parrot Finches**

Young Class**Old Class**

500	Red-throated	501
502	Blue-faced	503
504	<u>Peales</u>	505
506	Tri-colored (Forbes)	507
508	Red-eared (Mt. <u>Katanglad</u>)	509
510	<u>Pintailed</u> (Nonpareil)	511
512	Any Other Variety (AOV)	513

Java Rice Birds

514	Normal Gray	515
516	White	517
518	Pied (Calico)	519
520	Cinnamon	521
522	Any Other Variety (AOV)	523

Finches of India and Indonesia

524	Indian <u>Silverbills</u>	525
526	Spice	527
528	Strawberry	529
530	Green Avadavat	531
532	White-hooded Nun	533
534	Pallid Nun	535
536	Black-hooded Nun	537
538	Tricolor Nun	539
540	Timor Zebra	541
542	Any Other Variety (AOV)	543

SECTION SIX – SOCIETY FINCHES**American Chocolate Society**

600	Chocolate – Self	601
602	Chocolate and White	603
604	Dilute Chocolate	605

American Chestnut Society

606	Chestnut – Self	607
608	Chestnut and White	609
610	Dilute Chestnut	611

American Fawn Society

612	Fawn – Self	613
614	Fawn and White	615
616	Dilute Fawn	617

American Solid White

618	Solid White	619
-----	-------------	-----

American Crested Society

620	Chocolate Crested	621
622	Chestnut Crested	623

Young Class		Old Class
624	Fawn Crested	625
626	White Crested	627
	Any Other Variety American Society	
628	Any Other Variety (AOV)	629
	European Society	
630	Euro Chocolate	631
632	Euro Chestnut	633
634	Euro Fawn	635
636	Euro Grey (Choc, Chestnut, Fawn)	637
638	Dilutes (all)	639
640	Clearwings (all)	641
642	<u>Ino (Creamino, Grayino)</u>	643
644	Albino	645
	Japanese Society	
646	Pearl	647
648	Crested	649
650	Frilled (all)	651
652	Combination (Crested, Chest or Neck-Frilled)	653
	Any Other Variety European or Japanese Society	
654	Any Other Variety (AOV)	655
	SECTION SEVEN – EUROPEAN FINCHES	
	European Finches	
700	European Goldfinch	701
702	Chaffinch	703
704	Greenfinch	705
706	Linnet	707
708	European Siskin	709
710	Any Other Variety (AOV)	711
	SECTION EIGHT – FINCHES OF AFRICA	
	Small Waxbills	
800	Gold-breasted	801
802	Orange-cheeked	803
804	Red-eared	805
806	St. Helena	807
808	Firefinch	809
810	Lavender	811
812	Aurora (Crimson-winged <u>Pytilia</u>)	813
814	Yellow-winged <u>Pytilia</u>	815
816	Any Other Variety (AOV)	817

Young Class**Old Class****Large Waxbills**

818	Cordon Bleu	819
820	Blue-capped	821
822	Black Cheeked Waxbill	823
824	Melba	825
826	Violet-eared	827
828	Purple Grenadier	829
830	Any Other Variety (AOV)	831

Twinspots

832	Dusky	833
834	<u>Dybowski's</u>	835
836	Green-backed	837
838	Peter's	839
840	Any Other Variety (AOV)	841

Mannikins

842	Bronze-winged	843
844	Magpie	845
846	<u>Silverbills</u>	847
848	Pearl-headed <u>Amadine (Silverbills)</u>	849
850	Cutthroat	851
852	Red-headed Finch	853
854	Blue-billed (Black and White)	855
856	Any Other Variety (AOV)	857

Weavers and Whydah

858	Napoleon Weaver	859
860	Orange Bishop Weaver	861
862	Scaly-crowned Weaver	863
864	Any Other Variety (AOV) Weaver	865
866	<u>Pintailed Whydah</u>	867
868	Paradise Whydah	869
870	<u>Combassou</u>	871
872	Queen Whydah	873
874	Red-throated Whydah	875
876	Fisher's Whydah	877
878	Any Other Variety (AOV) Whydah	879

Serins

880	Green Singing	881
882	Gray Singing	883
884	<u>Yellow-rumped</u>	885
886	St. Helena Seedeater	887
888	Any Other Variety (AOV)	889

Buntings of Africa

890	All Buntings of Africa	891
-----	------------------------	-----

Young Class**Old Class****SECTION NINE – FINCHES OF AMERICAS**

Buntings of the Americas		
900	All Buntings of the Americas	901
Siskins		
902	Black-headed Siskin	903
904	Any Other Variety (AOV)	905
Small Finches of the Americas		
906	Cuban Melodious	907
908	Blue-black Grassquit (Jacarini)	909
910	Chestnut Bellied Seed eater	911
912	Chestnut Throated Seed eater	913
914	Black-white Seed eater	915
916	Parrot Billed Seed eater	917
918	Any Other Variety (AOV)	919
Larger Finches of the Americas		
920	Rufous-collared	921
922	White – collared	923
924	Saffron	925
926	Crimson Pileated	927
928	Black-crested Finch	929
930	Variable Seed eater	931
932	Any Other Variety (AOV)	933
Cardinals		
934	Red-Crested (Brazilian)	935
936	Green	937
938	Pope	939
940	Yellow-billed	941
942	Any Other Variety (AOV)	943

SECTION TEN – DOVES AND QUAIL

Dove and Quail		
1000	Normal Diamond Doves	1001
1002	Mutation Diamond Doves	1003
1004	Cape Doves	1005
1006	Green-winged Doves	1007
1008	Zebra Doves	1009
1010	Normal Ring-necked Doves	1011
1012	Mutation Ring-necked Doves	1013
1014	Button Quail	1015
1016	Any Other Variety (AOV)	1017

Young Class

Old Class

SECTION ELEVEN – PAIRS

All Softbill Pairs		
1100	Softbill Pairs	1101
All Finch Pairs		
1102	Zebra Pairs	1103
1104	Gouldian Pairs	1105
1106	All Other Australian Pairs	1107
1108	Indo-Pacific Pairs	1109
1110	Society Pairs	1111
1112	European Pairs	1113
1114	African Pairs	1115
1116	Finches of the Americas Pairs	1117
All Dove and Quail Pairs		
1118	Dove and Quail Pairs	1119

NOVICE AWARDS:

An exhibitor who has not placed three times in the top ten in the Finch and Softbill Division at a show(s) judged by an NFSS judge is a Novice Exhibitor for NFSS purposes. Novice places an “N” in the upper right corner of the cage tag.

JUNIOR AWARDS

An exhibitor who is 16 years or younger is a Junior Exhibitor for NFSS purposes. Junior places a “Jr” in the upper right corner of the cage tag.

Points Schedule

Please keep in mind that in order for a softbill, finch or dove to attain points, it must be closed-banded with an NFSS or cross-registered band, and have been judged by a NFSS Panel Judge against all the birds in the Finch and Softbill Division. **Points will not be allowed in a specialty show where finches are not judged against softbills or other birds within the division.**

National Finch and Softbill Society										
Points Schedule										
Entries	1 st	2 nd	3 rd	4 th	5 th	6 th	7 th	8 th	9 th	10 th
11-20	3	2	1							
21-30	4	3	2	1						
31-40	5	4	3	2	1					
41-50	6	5	4	3	2	1				
51-60	7	6	5	4	3	2	1			
61-70	8	7	6	5	4	3	2	1		
71-80	9	8	7	6	5	4	3	2	1	
81-90	10	9	8	7	6	5	4	3	2	1
91-100	11	10	9	8	7	6	5	4	3	2
101-110	12	11	10	9	8	7	6	5	4	3
111-120	13	12	11	10	9	8	7	6	5	4
121-130	14	13	12	11	10	9	8	7	6	5
131-140	15	14	13	12	11	10	9	8	7	6
141-150	16	15	14	13	12	11	10	9	8	7
151-160	17	16	15	14	13	12	11	10	9	8
161-170	18	17	16	15	14	13	12	11	10	9
171-180	19	18	17	16	15	14	13	12	11	10
181-190	20	19	18	17	16	15	14	13	12	11
191-200	21	20	19	18	17	16	15	14	13	12
201-210	22	21	20	19	18	17	16	15	14	13
211>	23	22	21	20	19	18	17	16	15	14

Points Revision 01/23/2015



Florida
Canary
Fanciers

Application For Membership

Name: _____
 Address: _____
 City/State/Zip: _____
 Phone Number: _____
 Email Address: _____

I am a:

- New Member Renewing Member

I currently :

- Own canaries (How many? _____)
 Breed and Raise Canaries
 Show Canaries

What breeds do you have?

Bands Required

A person must have paid their membership fee in order to receive that years FCF bands.
 For Personalized bands please contact Dino Potestad.

\$40.00 Annual Dues
 New Members ProRated as follows for 1st year:

Jan-Mar	\$40
Apr-Jun	\$30
Jul-Sep	\$20
Oct-Dec	\$40*

*(includes next calendar year)

Optional
 FCF Club Bird Bands
Sold in packages of 25 Bands for \$15.00

FCF Bands can be purchased by FCF members only. They are available at the annual show or can be mailed to you with \$3.00 added for postage.

Each package contains multiples of 25 bands

	Number Ordered	Price	Amount Due
Bands - 3.2mm		\$15 each package of 25	\$
Bands - 2.7mm		\$15 each package of 25	\$
FCF Membership	(See above for Fees/ProRated amounts)		\$
Postage (if bands are to be mailed to you)		\$ 3.00	\$
		Total Amount Due:	\$

If using U.S. Postal Service, send this completed application with a check or money order made payable to Florida Canary Fanciers for the membership fee to the address below.

You can also complete this application electronically, and send to the email address shown. Payment can be made electronically through Zelle to: fcfmembership.bands@gmail.com
 If you are ordering bands, also include amount due for bands plus \$3.00 for postage.

Dino Potestad,
FCF Membership & Bird Band Manager
4558 Baler Trails Drive
Saint Cloud, FL 34772

For Internal Use Only
 Facebook/Website



protein[®] egg food

dietary supplement

MADE WITH REAL EGGS!



- Protected Probiotics
- DHA Omega-3
- Great For Moulting

Higgins Protein Egg Food provides companion birds with an excellent source of protein derived from both animal and plant sources. Companion bird foods that do not contain animal proteins can be deficient in the necessary amino acids, methionine and lysine. Protein Egg Food is natural (with added vitamins and minerals) and made with baked whole eggs, whole grain bread crumbs and honey. Protein Egg Food is also great as a nestling food and during moulting. Higgins Protein Red Egg Food has added Beta-Carotene to assist in maintaining your red factor canary's unique color. Higgins Protein Egg Food will also supplement your pet's diet with Vitamin A for immunity, Vitamins B12 & E for cell development, Vitamin D for bone and muscular development and Biotin for improved feathering.


INGREDIENTS: Ground Wheat, Wheat Flour, Eggs, German Millet, Oats, Sugar, Niger Seeds, Flaxseed, Dicalcium Phosphate, Chia Seeds, Honey, Brewer's Dried Yeast, Wheat Gluten, Calcium Carbonate, Salt, Algae Meal, DL-Methionine, L-Lysine, Potassium Chloride, Choline Chloride, Lecithin, wheat germ meal, mixed tocopherols (preservative), Rosemary Extract, Green Tea Extract, Vitamin A Supplement, Vitamin D3 Supplement, Vitamin E Supplement, Zinc Sulfate, Niacin, L-Ascorbyl-2-Polyphosphate (Source of Vitamin C), Ferrous Sulfate, Calcium Pantothinate, Thiamine Mononitrate, Copper Sulfate, Riboflavin Supplement, Pyridoxine Hydrochloride, Manganese Sulfate, Zinc Proteinate, Folic Acid, Calcium Iodate, Manganese Proteinate, Copper Proteinate, Biotin, Sodium Selenite, Cobalt Carbonate, Vitamin B12 Supplement, Turmeric, Natural Flavors, Dried Enterococcus Faecium Fermentation Product, Dried Lactobacillus Acidophilus Fermentation Product, Dried Lactobacillus Casei Fermentation Product.



protein[®]
egg food

GUARANTEED ANALYSIS: Crude Protein - Min. 14.5% | Crude Fat - Min. 6.0% | Crude Fiber - Max. 2.0% | Moisture - Max. 8.0% | Vitamin A - Min. 10,000 IU/kg | Vitamin D₃ - Min. 750 IU/kg | Vitamin E - Min. 100 IU/kg | Biotin - Min. 0.1 mg/kg | Vitamin B12 - Min. 20 mg/kg | Ascorbic Acid (Vitamin C) - Min. 100 mg/kg | Omega-6 Fatty Acids - Min. 1.20% | Omega-3 Fatty Acids - Min. 0.30% | Docosahexaenoic Acid (DHA) - Min. 0.03% | Total Lactic Acid Bacteria - Min. 2×10^8 cfu/g | Enterococcus Faecium, Lactobacillus Acidophilus, Lactobacillus Casei

INGREDIENTS: Ground Wheat, Wheat Flour, Eggs, German Millet, Oats, Sugar, Niger Seeds, Flaxseed, Dicalcium Phosphate, Chia Seeds, Honey, Brewer's Dried Yeast, Wheat Gluten, Calcium Carbonate, Salt, Algae Meal, Beta-Carotene, DL-Methionine, L-Lysine, Potassium Chloride, Choline Chloride, Lecithin, Wheat Germ Meal, Mixed Tocopherols (preservative), Rosemary Extract, Green Tea Extract, Vitamin A Supplement, Vitamin D3 Supplement, Vitamin E Supplement, Zinc Sulfate, Niacin, L-Ascorbyl-2-Polyphosphate (Source of Vitamin C), Ferrous Sulfate, Calcium Pantothinate, Thiamine Mononitrate, Copper Sulfate, Riboflavin Supplement, Pyridoxine Hydrochloride, Manganese Sulfate, Zinc Proteinate, Folic Acid, Calcium Iodate, Manganese Proteinate, Copper Proteinate, Biotin, Sodium Selenite, Cobalt Carbonate, Vitamin B12 Supplement, Turmeric, Natural Flavors, Dried Enterococcus Faecium Fermentation Product, Dried Lactobacillus Acidophilus Fermentation Product, Dried Lactobacillus Casei Fermentation Product.



protein[®]
red egg food

GUARANTEED ANALYSIS: Crude Protein - Min. 14.5% | Crude Fat - Min. 6.0% | Crude Fiber - Max. 2.0% | Moisture - Max. 8.0% | Vitamin A - Min. 10,000 IU/kg | Vitamin D₃ - Min. 750 IU/kg | Vitamin E - Min. 100 IU/kg | Biotin - Min. 0.1 mg/kg | Vitamin B12 - Min. 20 mg/kg | Ascorbic Acid (Vitamin C) - Min. 100 mg/kg | Omega-6 Fatty Acids - Min. 1.20% | Omega-3 Fatty Acids - Min. 0.30% | Docosahexaenoic Acid (DHA) - Min. 0.03% | Total Lactic Acid Bacteria - Min. 2×10^8 cfu/g | Enterococcus Faecium, Lactobacillus Acidophilus, Lactobacillus Casei

5-oz | Product # 32350 1.1-lb | Product # 32356 20-lb | Product # 70709



5-oz | Product # 32351 20-lb | Product # 70710



Higgins Premium Pet Foods 3198 NW 125th Street, Miami, FL 33167 | 800.878.2666 | HigginsPremium.com

Follow us @HigginsPremium



THE
FINCH
CONNECTIONS
Food A Bird Supply

p. 561.670.1481 | f. 561.743.9956
www.thefinchconnections.com
info@thefinchconnections.com



- Completely and correctly meets nutritional needs of birds during molting
- Products naturally improve and maximize lipochrome colors expressed on feathers
- Provides the needed nutritional complement to obtain exceptionally well colored champion birds

Read and follow label directions

